

Company No.

310983	V
--------	---

BANK OF AMERICA MALAYSIA BERHAD
(Incorporated in Malaysia)

**REPORTS AND STATUTORY FINANCIAL STATEMENTS
FOR THE FINANCIAL YEAR ENDED 31 DECEMBER 2012**

Company No.

310983	V
--------	---

BANK OF AMERICA MALAYSIA BERHAD
(Incorporated in Malaysia)

**REPORTS AND STATUTORY FINANCIAL STATEMENTS
FOR THE FINANCIAL YEAR ENDED 31 DECEMBER 2012**

CONTENTS	PAGES
DIRECTORS' REPORT	1 - 11
STATEMENT OF FINANCIAL POSITION	12
STATEMENT OF COMPREHENSIVE INCOME	13
STATEMENT OF CHANGES IN EQUITY	14
STATEMENT OF CASH FLOWS	15 - 16
SUMMARY OF SIGNIFICANT ACCOUNTING POLICIES AND CRITICAL ACCOUNTING ESTIMATES AND ASSUMPTIONS	17 - 32
NOTES TO THE FINANCIAL STATEMENTS	33 - 116
STATEMENT BY DIRECTORS	117
STATUTORY DECLARATION	117
INDEPENDENT AUDITORS' REPORT TO THE MEMBER	118 - 119

Company No.

310983

V

BANK OF AMERICA MALAYSIA BERHAD
(Incorporated in Malaysia)

DIRECTORS' REPORT
FOR THE FINANCIAL YEAR ENDED 31 DECEMBER 2012

The Directors hereby submit their report together with the audited financial statements of Bank of America Malaysia Berhad ("the Bank") for the financial year ended 31 December 2012.

PRINCIPAL ACTIVITIES

The Bank is principally engaged in all aspects of the banking business and in the provision of such related services.

There have been no significant changes in these activities during the financial year.

FINANCIAL RESULTS

	RM'000
Profit before taxation	11,124
Taxation	(3,190)
	<hr/>
Net profit for the financial year	7,934
	<hr/> <hr/>

DIVIDENDS

No dividends have been paid or declared by the Bank since the end of the last financial year. The Directors do not recommend the payment of any dividends for the financial year ended 31 December 2012.

RESERVES AND PROVISIONS

There were no material transfers to or from reserves or provisions during the financial year other than those disclosed in the financial statements and notes to the financial statements.

BAD AND DOUBTFUL DEBTS

Before the financial statements of the Bank were made out, the Directors took reasonable steps to ascertain that proper action had been taken in relation to the writing off of bad debts and the making of allowance for doubtful debts and satisfied themselves that all known bad debts had been written off and that adequate allowance had been made for bad and doubtful debts.

At the date of this report, the Directors are not aware of any circumstances which would render the amount written off for bad debts or the amount of the allowance for doubtful debts in the financial statements of the Bank inadequate to any substantial extent.

BANK OF AMERICA MALAYSIA BERHAD
(Incorporated in Malaysia)

DIRECTORS' REPORT
FOR THE FINANCIAL YEAR ENDED 31 DECEMBER 2012 (CONTINUED)

CURRENT ASSETS

Before the financial statements of the Bank were made out, the Directors took reasonable steps to ascertain that the value of any current assets, other than debts, which were unlikely to realise in the ordinary course of business, their values as shown in the accounting records of the Bank have been written down to an amount which they might be expected to realise.

At the date of this report, the Directors are not aware of any circumstances which would render the values attributed to the current assets in the financial statements of the Bank misleading.

VALUATION METHODS

At the date of this report, the Directors are not aware of any circumstances which have arisen which render adherence to the existing method of valuation of assets or liabilities of the Bank misleading or inappropriate.

CONTINGENT AND OTHER LIABILITIES

At the date of this report, there does not exist:

- (a) any charge on the assets of the Bank which has arisen since the end of the financial year which secures the liabilities of any other person, or
- (b) any contingent liability in respect of the Bank which has arisen since the end of the financial year other than in the ordinary course of business.

No contingent or other liability of the Bank has become enforceable, or is likely to become enforceable within the period of twelve months after the end of the financial year which, in the opinion of the Directors, will or may substantially affect the ability of the Bank to meet its obligations when they fall due.

CHANGE OF CIRCUMSTANCES

At the date of this report, the Directors are not aware of any circumstances, not otherwise dealt with in this report or the financial statements of the Bank, which would render any amount stated in the financial statements misleading or inappropriate.

ITEMS OF AN UNUSUAL NATURE

In the opinion of the Directors:

- (a) the results of the operations of the Bank during the financial year were not substantially affected by any item, transaction or event of a material and unusual nature; and
- (b) there has not arisen in the interval between the end of the financial year and the date of this report any item, transaction or event of a material and unusual nature likely to affect substantially the results of the operations of the Bank for the financial year in which this report is made.

Company No.

310983	V
--------	---

BANK OF AMERICA MALAYSIA BERHAD
(Incorporated in Malaysia)

DIRECTORS' REPORT
FOR THE FINANCIAL YEAR ENDED 31 DECEMBER 2012 (CONTINUED)

DIRECTORS OF THE BANK

The Directors of the Bank in office since the date of the last report and at the date of this report are as follows:

Richard David Maloney Jr	
Ong Guat Kee	
Tan Sri Dato' Ir (Dr) Wan Abdul Rahman bin Wan Yaacob	
Dato' Chew Kong Seng	
Henry Talmadge Pelaez	(resigned on 14 March 2013)
Hu Koon Phei	(resigned on 1 June 2012)
David Allan Cairns	(appointed on 1 June 2012)
Ayesha Natchiar binti Dato' Ally Maricar	(appointed on 1 November 2012)
Rodney Gordon Ward	(appointed on 8 May 2013)

In accordance with Article 100 of the Bank's Articles of Association, all the Directors shall retire from the Board at the forthcoming Annual General Meeting and, being eligible, offer themselves for re-election.

DIRECTORS' INTERESTS

According to the Register of Directors' Shareholdings maintained by the Bank in accordance with Section 134 of the Companies Act, 1965, none of the Directors in office at the end of the financial year held any interests in shares in or debentures of the Bank.

According to the Register of Directors' Shareholdings maintained by the Bank in accordance with Section 134 of the Companies Act, 1965, the interest of Directors in the shares of Bank of America Corporation during the financial year is as follows:

	<u>Number of ordinary shares of USD1.00 each</u>			
	<u>Shares held by Directors in their own name</u>			
	<u>As at</u>			<u>As at</u>
	<u>1 Jan 2012</u>	<u>Acquired/Granted</u>	<u>(Disposed)</u>	<u>31 Dec 2012</u>
Richard David Maloney Jr	3,522	8,528	(3,390)	8,660
Ong Guat Kee	-	4,956	-	4,956
David Allan Cairns	-	63,243	-	63,243

Company No.

310983	V
--------	---

BANK OF AMERICA MALAYSIA BERHAD

(Incorporated in Malaysia)

DIRECTORS' REPORT

FOR THE FINANCIAL YEAR ENDED 31 DECEMBER 2012 (CONTINUED)

DIRECTORS' BENEFITS

Since the end of the previous financial year, no Director has received or become entitled to receive any benefit (other than as disclosed in the financial statements) by reason of a contract made by the Bank or a related company with the Director or with a firm of which the Director is a member, or with a company in which the Director has a substantial financial interest.

Neither at the end of the financial year, nor at any time during the financial year, did there subsist any other arrangements to which the Bank is a party with the object or objects of enabling Directors of the Bank to acquire benefits by means of the acquisition of shares in, or debenture of, the Bank or any other body corporate.

HOLDING AND ULTIMATE HOLDING COMPANY

The Directors regard Bank America International Financial Corporation, a corporation incorporated in the United States of America, as the holding company and Bank of America Corporation, a corporation incorporated in the United States of America, as the ultimate holding company.

RISK MANAGEMENT FRAMEWORK

The Bank adopts a risk management framework which is consistent with Bank of America's global risk management policies and procedures. This framework focuses on all aspects of risk namely credit, market, liquidity and operational risks. In addition, it ensures that the appropriate levels of due diligence, controls, risk tolerance and shareholder perspective are taken into consideration when making each and every business decision.

BUSINESS PLAN AND STRATEGY FOR THE FINANCIAL YEAR ENDED 31 DECEMBER 2012

The Bank continued to operate as a Working Capital Management ("WCM") unit for the eleventh full year since the reorganization of the Bank in 2001. In line with this, the Bank's operations are concentrated on working capital products and services. The Bank's major clients are multinationals, financial institutions and international multi lateral agencies requiring trade and cash management services. Credit facilities are extended to support activities in the area of working capital, trade finance and foreign exchange. The Bank started the new Fixed Income, Currency and Commodity ("FICC") business by trading in Government bonds and Treasury bills and Vendor Financing business.

OUTLOOK FOR THE FINANCIAL YEAR 2013

The Bank's performance in the financial year ended 31 December 2012 has demonstrated the continuation and growth of the working capital management model comprising of treasury management, foreign exchange, payments and receipts, short-term and long term borrowings, trade finance, short-term investing short-term foreign exchange bond trading and vendor financing. Towards the end of the financial year, the Bank embarked on setting up the additional FICC products.

Company No.

310983

V

BANK OF AMERICA MALAYSIA BERHAD
(Incorporated in Malaysia)

DIRECTORS' REPORT
FOR THE FINANCIAL YEAR ENDED 31 DECEMBER 2012 (CONTINUED)

OUTLOOK FOR THE FINANCIAL YEAR 2013 (CONTINUED)

The business strategy for 2013 will be focused on the launch of additional FICC products in Malaysia with the approval from Bank Negara Malaysia. The business expansion in Malaysia is to leverage the depths of the business network of legacy Merrill Lynch in Malaysia. Products and services supporting the business expansion include treasury management, foreign exchange, cash management, trade services, short-term and long-term borrowings and short-term investments.

The Bank will expand beyond the existing multinational portfolio to cover local corporations. This will include trade finance opportunities and the cross selling of other banking solutions. The Bank will continue to be mindful of the Priority Sector Lending targets in line with the government's effort to support the growth of Small and Medium Enterprises.

NOMINATION, REMUNERATION AND RISK MANAGEMENT COMMITTEES

Up to the end of the financial year 2012, The Bank has the approval from Bank Negara Malaysia ("BNM") via letters dated 23 June 2006 and 12 February 2006 for the Audit Committee to assume the roles and responsibilities of the Risk Management Committee and for the Board of Directors to assume the roles and responsibilities of the Nomination and Remuneration Committee.

Pursuant to further direction by BNM and the BNM Guidelines on Corporate Governance for Licensed Institutions, the Bank will be setting up the Nomination, Remuneration and Risk Management Committees during the financial year 2013 to oversee the business expansion of the Bank.

CORPORATE GOVERNANCE STATEMENT

Introduction

The Board of Directors of the Bank is pleased to report on the application by the Bank of the principles contained in the Malaysian Code on Corporate Governance ('Code') and the extent of compliance with the best practices of the Code. Although the Bank is not a listed company, the Board has endeavoured to apply the principles and comply with the relevant best practices of corporate governance as set out in the Code.

BANK OF AMERICA MALAYSIA BERHAD
(Incorporated in Malaysia)

DIRECTORS' REPORT
FOR THE FINANCIAL YEAR ENDED 31 DECEMBER 2012 (CONTINUED)

BOARD OF DIRECTORS

The Board

The Board subscribes to the principles of good corporate governance and as such, will always ensure that the Bank achieve best practice in the conduct of the Bank's business and operational activities. An indication of the Board's commitment is reflected in the conduct of regular Board meetings by the Bank and the incorporation of various processes and systems to achieve a risk awareness culture as well as the establishment of relevant Board Committees and Management Committees at the Bank.

Composition of the Board

As of 31 December 2012, the Board has seven (7) members, comprising the Chairman/Non-Executive Director (1), Executive Director (1), Non-Executive Directors (2), Independent Directors (3), as follows:-

	<u>Designation</u>
Richard David Maloney Jr	Chairman/Non-Executive Director
Ong Guat Kee	Executive Director
David Allan Cairns	Non-Executive Director
Henry Talmadge Pelaez	Non-Executive Director
Tan Sri Dato' Ir (Dr) Wan Abdul Rahman bin Wan Yaacob	Independent Director
Dato' Chew Kong Seng	Independent Director
Ayesha Natchiar binti Dato' Ally Maricar	Independent Director

The Directors bring together to the Board a wide range of business management skills, as well as banking and financial experience required for the management of the Bank in the country. All Board members participate fully in the deliberation and decision-making process on the key issues involving the Bank.

There are clear division of responsibilities between the Board and the Chief Executive Officer ('CEO') to ensure the balance of power and authority. The CEO's primary responsibilities are to manage the Bank's day-to-day operations and together with the Non-Executive Directors ensure that the strategies are fully discussed and examined, and taking into account the long-term interests of the various stakeholders including shareholders, employees, customers, suppliers and the various communities in which the Bank conducts its business. In addition to the role and guidance of the Independent Directors, each Director nevertheless brings an independent judgement to bear on issues of strategy, performance, resources and standards of conduct.

All decisions of the Board are based on the decision of the majority and no single Board member can make any decisions on behalf of the Board, unless duly authorised by the Board of Directors. As such, no individual or a group of individuals dominates the decision making process. This enables the Board to effectively discharge its principal responsibilities as set out in the Code.

BANK OF AMERICA MALAYSIA BERHAD
(Incorporated in Malaysia)

DIRECTORS' REPORT
FOR THE FINANCIAL YEAR ENDED 31 DECEMBER 2012 (CONTINUED)

BOARD OF DIRECTORS (CONTINUED)

Board Meetings

The Board meets on a scheduled basis at least once in two months with additional meetings held when urgent issues and important decisions are required to be taken between the scheduled meetings.

The Board met 8 times during the financial year ended 31 December 2012. The attendance of each director in office at the end of the financial year on the aforesaid Board meetings are set out below:-

<u>Directors</u>	<u>Meetings Attended of Total</u>	<u>Attendance %</u>
Richard David Maloney Jr Chairman/Non-Executive Director	8/8	100%
Ong Guat Kee Executive Director	6/6	100%
David Allan Cairns Non-Executive Director	3/4	75%
Henry Talmadge Pelaez Non-Executive Director	8/8	100%
Tan Sri Dato' Ir (Dr) Wan Abdul Rahman bin Wan Yaacob Independent Director	8/8	100%
Dato' Chew Kong Seng Independent Director	8/8	100%
Ayesha Natchiar binti Dato' Ally Maricar Independent Director	1/1	100%

Scheduled Board meetings are structured with a pre-set agenda. The Board's principal focus amongst others is the overall strategic direction, financial and corporate developments of the Bank. Key matters such as the Bank's business and marketing strategy, quarterly financials, material contracts, major capital expenditure and credit policies and guidelines are reserved for the Board's decision. The Directors are kept abreast of the Bank's performance via the various monthly reports tabled at the Board meetings and Board committee meetings. The reports include the financial reports, major capital expenditure reports, credit reports, risk reports and audit reports. Minutes of meetings of the various committees of the Bank are tabled to the Board for notation. Agenda and Board papers are circulated prior to the Board meetings to give Directors appropriate time to consider and deliberate on the issues to be raised at the Board meetings. The Directors have full access to the senior management of the Bank and the advice and services of the Company Secretary.

In addition, the Directors may also seek independent professional advice, at the Bank's expense, if required. Directors may also consult with the Chairman and other Board members prior to seeking any independent professional advice.

BANK OF AMERICA MALAYSIA BERHAD
(Incorporated in Malaysia)

DIRECTORS' REPORT
FOR THE FINANCIAL YEAR ENDED 31 DECEMBER 2012 (CONTINUED)

DISCLOSURE OF BOARD COMMITTEES

Audit Committee

The Board has established the Audit Committee since 1994. The Committee presently comprises four (4) Directors of which one (1) is the Chairman, one (1) Non-Executive Director and two (2) Independent Directors. During the financial year ended 31 December 2012, a total of 6 meetings were held and details of attendance of each member at the Audit Committee meetings held during the year as at 31 December 2012 are as follows:-

<u>Composition of the Audit Committee</u>	<u>Attendance at the committee meetings</u>
Dato' Chew Kong Seng (Chairman)	6/6
Richard David Maloney Jr	6/6
Tan Sri Dato' Ir (Dr) Wan Abdul Rahman bin Wan Yaacob	6/6
Ayesha Natchiar binti Dato' Ally Maricar	1/1

The Audit Committee meets regularly to review the Bank's financial reporting, the nature, scope and results of audit reviews, and the effectiveness of the system of internal controls and compliance. The local management team, corporate audit, operational risk management team as well as the external auditors are invited to these meetings as and when necessary.

Terms of Reference of Audit Committee

Objectives

- ◆ To review the financial condition and performance of the Bank.
- ◆ To review the adequacy and integrity of the Bank's internal control systems and management information systems, including systems for compliance with applicable laws, regulations, rules, directives and guidelines.
- ◆ To review the findings of the corporate audit and operational risk management team and to recommend appropriate remedial actions.
- ◆ To reinforce the independence of the external auditors and thereby help assure that they will have free rein in the audit process and to provide, by way of regular meetings, a line of communication between the Board and the external auditors.

Primary Responsibilities

- ◆ Ensure that the accounts are prepared in a timely and accurate manner with frequent reviews of the adequacy of provisions against contingencies, and bad and doubtful financings. Review the balance sheet and income statement for submission to the Board of Directors and ensure the prompt publication of annual accounts.

BANK OF AMERICA MALAYSIA BERHAD

(Incorporated in Malaysia)

DIRECTORS' REPORT FOR THE FINANCIAL YEAR ENDED 31 DECEMBER 2012 (CONTINUED)

DISCLOSURE OF BOARD COMMITTEES (CONTINUED)

Terms of Reference of Audit Committee (continued)

Primary Responsibilities (continued)

- ♦ Review internal controls, including the scope of the internal audit programme, the corporate audit findings, and recommend actions to be taken by management. The reports of corporate audit team and the Committee should not be subject to the clearance of the Executive Directors.
- ♦ Review with the external auditors, the scope of their audit plan, the system of internal accounting controls, the audit reports, the assistance given by the management and its staff to the auditors and any findings and action to be taken. The Audit Committee should also select external auditors for appointment by the Board each financial year and recommend their fees to the Board for approval.
- ♦ Delegation of authority including authorisation limits at various levels of management and those requiring the Board's approval are documented and designed to ensure accountability and responsibility.
- ♦ Policies and procedures manuals for key processes are documented and regularly updated for application at the Bank. These are supplemented by operating standards set by the Bank, as required for the type of business of the Bank.
- ♦ Regular and comprehensive information is provided to management for monitoring of performance against the strategic plan approved by the Board, covering all key financial and operational indicators.
- ♦ Ongoing reviews of the internal control system are carried out by the corporate audit and operational risk management team. Results of such reviews are reported to the Audit Committee.
- ♦ The Audit Committee holds regular meetings to deliberate on findings and recommendations for improvement by the corporate audit, operational risk management team and external auditors on the state of the internal control system. The minutes of the Audit Committee meetings are tabled to the Board.
- ♦ There is clear procedure for investment appraisal, including equity investment or divestment and capital expenditure.
- ♦ Review any related party transactions that may arise within the banking institution's group.
- ♦ To perform any other functions as defined by the Board.

Authority

- ♦ The Committee is authorised by the Board to investigate any matter within its terms of reference, to obtain the resources which it needs, and to have full and unrestricted access to information. It is also authorised to seek any information it requires from any employee of the Bank and all employees are directed to co-operate with any request made by the Committee.

BANK OF AMERICA MALAYSIA BERHAD
(Incorporated in Malaysia)

DIRECTORS' REPORT
FOR THE FINANCIAL YEAR ENDED 31 DECEMBER 2012 (CONTINUED)

DISCLOSURE OF BOARD COMMITTEES (CONTINUED)

Terms of Reference of Audit Committee (continued)

Authority (continued)

- ♦ The Committee shall have direct communication channels with the external auditors and corporate audit team.
- ♦ The Committee is authorised by the Board to obtain independent professional or other advice at the Bank's expense and to invite outsiders with relevant experience and expertise to attend meetings if it considers this necessary.

Meetings

- ♦ Meetings shall be held at least six (6) times, once every two months, with a majority quorum. Additional meetings may be called at any time at the discretion of the Chairman of the Committee.
- ♦ The Committee may invite the local management team, corporate audit, operational risk management team and the external auditors of the Bank to be in attendance during meetings to assist in its deliberations.
- ♦ Upon the request of the external auditors, the Chairman of the Committee shall convene a meeting to consider any matter which the external auditors believe should be brought to the attention of the Board or shareholders.
- ♦ The Bank's Secretary shall be the Secretary of the Committee.
- ♦ The minutes of each Committee meeting shall be tabled to the Board by the Chairman of the Committee.

Composition

- ♦ The Committee shall be appointed by the Board from amongst its number and shall comprise not less than three (3) members, none of whom should be full-time employees of the Bank.
- ♦ The majority of the Audit Committee members should be Independent Directors.
- ♦ The Chairman of the Committee shall be an Independent Director appointed by the Board.
- ♦ No alternate Director shall be appointed as a member of the Committee.

Relationship with the Auditors

- ♦ The Board maintains a formal and transparent professional relationship with the auditors, through the Audit Committee.

Company No.

310983	V
--------	---

BANK OF AMERICA MALAYSIA BERHAD
(Incorporated in Malaysia)

DIRECTORS' REPORT
FOR THE FINANCIAL YEAR ENDED 31 DECEMBER 2012 (CONTINUED)


RATING BY AGENCIES

The Bank was not rated by any rating agencies during the financial year.


AUDITORS

The auditors, PricewaterhouseCoopers, have expressed their willingness to continue in office.

Signed on behalf of the Board of Directors in accordance with their resolution.



ONG GUAT KEE
DIRECTOR



RICHARD DAVID MALONEY JR
DIRECTOR

Kuala Lumpur
28 May 2013

BANK OF AMERICA MALAYSIA BERHAD
(Incorporated in Malaysia)

STATEMENT OF FINANCIAL POSITION
AS AT 31 DECEMBER 2012

	Note	31.12.2012 RM'000	(Restated) 31.12.2011 RM'000	(Restated) 1.1.2011 RM'000
ASSETS				
Cash and short-term funds	2	1,327,361	1,279,956	1,216,984
Deposits and placements with banks		989	6,006	-
Securities held-for-trading ('HFT')	3	605,456	-	-
Securities available-for-sale ('AFS')	4	120,902	54,249	118,885
Loans, advances and financing	5	176,880	186,948	294,419
Other assets	6	699	1,147	2,225
Derivative assets	7	4,384	19,567	17,500
Tax recoverable		2,396	2,334	588
Statutory deposit with Bank Negara Malaysia	9	2,300	1,000	900
Property, plant and equipment	10	7,809	9,823	7,427
TOTAL ASSETS		2,249,176	1,561,030	1,658,928
LIABILITIES AND SHAREHOLDERS' FUNDS				
Deposits from customers	11	1,134,114	953,926	819,651
Deposits and placements of banks and other financial institutions	12	577,653	56,175	302,520
Bills and acceptances payable		22,249	37,839	37,467
Other liabilities	13	9,798	2,522	2,284
Derivative liabilities	14	5,145	18,360	19,446
Deferred tax liabilities	8	1,758	1,988	2,358
TOTAL LIABILITIES		1,750,717	1,070,810	1,183,726
Share capital	15	135,800	135,800	135,800
Reserves	16	362,659	354,420	339,402
Shareholders' funds		498,459	490,220	475,202
TOTAL LIABILITIES AND SHAREHOLDERS' FUNDS		2,249,176	1,561,030	1,658,928
COMMITMENTS AND CONTINGENCIES	25	2,576,447	2,657,734	2,319,860

BANK OF AMERICA MALAYSIA BERHAD
(Incorporated in Malaysia)

STATEMENT OF COMPREHENSIVE INCOME
FOR THE FINANCIAL YEAR ENDED 31 DECEMBER 2012

	<u>Note</u>	<u>2012</u> RM'000	(Restated) <u>2011</u> RM'000
Interest income	17	49,016	37,829
Interest expense	18	(14,290)	(8,381)
Net interest income		<u>34,726</u>	<u>29,448</u>
Other operating income	19	18,546	22,903
Net income		<u>53,272</u>	<u>52,351</u>
Other operating expenses	20	(42,723)	(37,020)
Profit before allowance		10,549	15,331
Write back of losses on loans, advances and financing	22	575	2,894
Profit before taxation		11,124	18,225
Taxation	24	(3,190)	(3,272)
Net profit for the financial year		<u>7,934</u>	<u>14,953</u>
Other comprehensive income:			
Fair value reserve:			
Net change in fair value of securities available-for-sale		407	86
Income tax relating to component of other comprehensive income		(102)	(21)
Other comprehensive income, net of tax		<u>305</u>	<u>65</u>
Total comprehensive income for the financial year		<u>8,239</u>	<u>15,018</u>
Earnings per share (sen)	26	<u>5.84</u>	<u>11.01</u>

Company No.

310983	V
--------	---

BANK OF AMERICA MALAYSIA BERHAD
(Incorporated in Malaysia)

STATEMENT OF CHANGES IN EQUITY
FOR THE FINANCIAL YEAR ENDED 31 DECEMBER 2012

	Non-distributable			Distributable	Total RM'000
	Share capital RM'000	Statutory reserve RM'000	Revaluation reserve RM'000	Retained profits RM'000	
At 1 January 2012					
- as previously stated	135,800	126,373	1,892	225,168	489,233
- effects of adoption of MFRS	-	-	-	987	987
As restated	135,800	126,373	1,892	226,155	490,220
Total comprehensive income for the financial year	-	-	305	7,934	8,239
Transfer to statutory reserve	-	1,984	-	(1,984)	-
At 31 December 2012	<u>135,800</u>	<u>128,357</u>	<u>2,197</u>	<u>232,105</u>	<u>498,459</u>
At 1 January 2011					
- as previously stated	135,800	122,835	1,827	214,554	475,016
- effects of adoption of MFRS	-	-	-	186	186
As restated	135,800	122,835	1,827	214,740	475,202
Total comprehensive income for the financial year	-	-	65	14,953	15,018
Transfer to statutory reserve	-	3,538	-	(3,538)	-
At 31 December 2011	<u>135,800</u>	<u>126,373</u>	<u>1,892</u>	<u>226,155</u>	<u>490,220</u>

Company No.

310983	V
--------	---

BANK OF AMERICA MALAYSIA BERHAD
(Incorporated in Malaysia)

STATEMENT OF CASH FLOWS
FOR THE FINANCIAL YEAR ENDED 31 DECEMBER 2012

	<u>Note</u>	<u>2012</u> RM'000	(Restated) <u>2011</u> RM'000
CASH FLOWS FROM/(USED IN)			
OPERATING ACTIVITIES			
Profit before taxation		11,124	18,225
Adjustments for:			
Depreciation of property, plant and equipment		4,717	3,865
Net amount written back in respect of losses on loans, advances and financing		(510)	(2,777)
Gross dividend income from securities available-for-sale		(13)	(13)
Net unrealised loss/(gain) on fair value changes in derivatives		1,954	(1,193)
Net unrealised loss on revaluation of securities held-for-trading		586	-
Accretion of discount		(2,870)	(1,887)
Gains on disposal of property, plant and equipment		(66)	(1)
		<hr/>	<hr/>
OPERATING PROFIT BEFORE WORKING CAPITAL CHANGES		14,922	16,219
(Increase)/decrease in operating assets:			
Deposits and placements with banks		5,017	(6,006)
Securities held-for-trading		(606,042)	-
Loans, advances and financing		10,578	110,248
Other assets		448	1,078
Derivative assets		13,229	(874)
Statutory deposit with Bank Negara Malaysia		(1,300)	(100)
Increase/(decrease) in operating liabilities:			
Deposits from customers		180,188	134,275
Deposits and placements of banks and other financial institutions		521,478	(246,345)
Bills and acceptances payable		(15,590)	372
Other liabilities		7,276	238
Derivative liabilities		(13,215)	(1,086)
		<hr/>	<hr/>
CASH FLOWS GENERATED FROM OPERATING ACTIVITIES		116,989	8,019
Taxation paid		(3,584)	(5,409)
		<hr/>	<hr/>
NET CASH GENERATED FROM OPERATING ACTIVITIES		113,405	2,610
		<hr/>	<hr/>

Company No.

310983	V
--------	---

BANK OF AMERICA MALAYSIA BERHAD
(Incorporated in Malaysia)

STATEMENT OF CASH FLOW
FOR THE FINANCIAL YEAR ENDED 31 DECEMBER 2012 (CONTINUED)

	<u>Note</u>	<u>2012</u> RM'000	<u>2011</u> RM'000
CASH FLOWS FROM/(USED IN)			
INVESTING ACTIVITIES			
Gross dividend received from securities available-for-sale		13	13
Purchase of property, plant and equipment		(2,703)	(6,262)
Proceeds from disposal of property, plant and equipment		66	2
Net (purchase)/redemption of securities available-for-sale		<u>(63,376)</u>	<u>66,609</u>
NET CASH GENERATED FROM/(USED IN)			
INVESTING ACTIVITIES		<u>(66,000)</u>	<u>60,362</u>
NET INCREASE IN CASH AND CASH EQUIVALENTS		47,405	62,972
CASH AND CASH EQUIVALENTS AS AT 1 JANUARY		<u>1,279,956</u>	<u>1,216,984</u>
CASH AND CASH EQUIVALENTS AS AT 31 DECEMBER	2	<u><u>1,327,361</u></u>	<u><u>1,279,956</u></u>

Company No.

310983

V

BANK OF AMERICA MALAYSIA BERHAD
(Incorporated in Malaysia)

**SUMMARY OF SIGNIFICANT ACCOUNTING POLICIES AND CRITICAL
ACCOUNTING ESTIMATES AND ASSUMPTIONS
FOR THE FINANCIAL YEAR ENDED 31 DECEMBER 2012**

I SUMMARY OF SIGNIFICANT ACCOUNTING POLICIES

The following accounting policies have been applied consistently in dealing with items which are considered material in relation to the financial statements.

A BASIS OF PREPARATION

The financial statements of the Bank have been prepared in accordance with the provisions of the Malaysian Financial Reporting Standards ("MFRS"), International Financial Reporting Standards and the requirements of the Companies Act, 1965 in Malaysia.

The financial statements of the Bank for the financial year ended 31 December 2012 are the first set of financial statements prepared in accordance with the MFRS, including MFRS 1 'First-time adoption of MFRS'. Subject to certain transition elections disclosed in Note 30, the Bank have consistently applied the same accounting policies in its opening MFRS statement of financial position at 1 January 2011 (transition date) and throughout all financial years presented, as if these policies had always been in effect. Comparative figures for 2011 in these financial statements have been restated to give effect to these changes. Note 30 to the financial statements discloses the impact of the transition to MFRS on the Bank's reported financial position, financial performance and cash flows.

Subsequent to the transition in the financial reporting framework to MFRS on 1 January 2012, the restated comparative information has not been audited under MFRS. However, the comparative statements of financial position as at 31 December 2011, comparative statements of income, comprehensive income, changes in equity and cash flows for the year then ended have been audited under the previous financial reporting framework, Financial Reporting Standards in Malaysia. Note 30 to the financial statements disclose the impact of the transition to MFRS on the Bank's reported financial position, financial performance and cash flows.

The financial statements of the Bank have been prepared under historical cost convention unless otherwise indicated in this summary of significant accounting policies.

The preparation of financial statements in conformity with MFRS requires the use of certain critical accounting estimates and assumptions that affect the reported amounts of assets and liabilities and disclosure of contingent assets and liabilities at the date of the financial statements, and the reported amounts of revenues and expenses during the reported year. It also requires Directors to exercise their judgement in the process of applying the Bank's accounting policies. Although these estimates are based on the Directors' best knowledge of current events and actions, actual results may differ from estimates.

The areas involving a higher degree of judgement or complexity, or areas where assumptions and estimates are significant to the financial statements are disclosed in Note II to the critical accounting estimates and assumptions.

BANK OF AMERICA MALAYSIA BERHAD
(Incorporated in Malaysia)

SUMMARY OF SIGNIFICANT ACCOUNTING POLICIES AND CRITICAL ACCOUNTING ESTIMATES AND ASSUMPTIONS FOR THE FINANCIAL YEAR ENDED 31 DECEMBER 2012 (CONTINUED)

I SUMMARY OF SIGNIFICANT ACCOUNTING POLICIES (CONTINUED)

A BASIS OF PREPARATION (CONTINUED)

- (a) Standards, amendments to published standards and interpretations to existing standards that are applicable to the Bank but not yet effective

The Bank will apply the new standards, amendments to standards and interpretations in the following financial period:

(i) Financial year beginning on/after 1 January 2013

- MFRS 13 “Fair value measurement” (effective from 1 January 2013) aims to improve consistency and reduce complexity by providing a precise definition of fair value and a single source of fair value measurement and disclosure requirements for use across MFRSs. The requirements do not extend the use of fair value accounting but provide guidance on how it should be applied where its use is already required or permitted by other standards. The enhanced disclosure requirements are similar to those in MFRS 7 “Financial instruments: Disclosures”, but apply to all assets and liabilities measured at fair value, not just financial ones.
- The revised MFRS 127 “Separate financial statements” (effective from 1 January 2013) includes the provisions on separate financial statements that are left after the control provisions of MFRS 127 have been included in the new MFRS 10.
- Amendment to MFRS 101 “Presentation of items of other comprehensive income” (effective from 1 July 2012) requires entities to separate items presented in ‘other comprehensive income’ (OCI) in the statement of comprehensive income into two groups, based on whether or not they may be recycled to profit or loss in the future. The amendments do not address which items are presented in OCI.
- Amendment to MFRS 119 “Employee benefits” (effective from 1 January 2013) makes significant changes to the recognition and measurement of defined benefit pension expense and termination benefits, and to the disclosures for all employee benefits. Actuarial gains and losses will no longer be deferred using the corridor approach. MFRS 119 shall be withdrawn on application of this amendment.
- Amendment to MFRS 7 “Financial instruments: Disclosures” (effective from 1 January 2013) requires more extensive disclosures focusing on quantitative information about recognised financial instruments that are offset in the statement of financial position and those that are subject to master netting or similar arrangements irrespective of whether they are offset.

BANK OF AMERICA MALAYSIA BERHAD
(Incorporated in Malaysia)

SUMMARY OF SIGNIFICANT ACCOUNTING POLICIES AND CRITICAL ACCOUNTING ESTIMATES AND ASSUMPTIONS FOR THE FINANCIAL YEAR ENDED 31 DECEMBER 2012 (CONTINUED)

I SUMMARY OF SIGNIFICANT ACCOUNTING POLICIES (CONTINUED)

A BASIS OF PREPARATION (CONTINUED)

- (a) Standards, amendments to published standards and interpretations to existing standards that are applicable to the Bank but not yet effective (continued)

The Bank will apply the new standards, amendments to standards and interpretations in the following financial period: (continued)

- (ii) Financial year beginning on/after 1 January 2014

Amendment to MFRS 132 "Financial instruments: Presentation" (effective from 1 January 2014) does not change the current offsetting model in MFRS 132. It clarifies the meaning of 'currently has a legally enforceable right of set-off' that the right of set-off must be available today (not contingent on a future event) and legally enforceable for all counterparties in the normal course of business. It clarifies that some gross settlement mechanisms with features that are effectively equivalent to net settlement will satisfy the MFRS 132 offsetting criteria.

- (iii) Financial year beginning on/after 1 January 2015

MFRS 9 "Financial instruments - classification and measurement of financial assets and financial liabilities" (effective from 1 January 2015) replaces the multiple classification and measurement models in MFRS 139 with a single model that has only two classification categories: amortised cost and fair value. The basis of classification depends on the entity's business model for managing the financial assets and the contractual cash flow characteristics of the financial asset.

The accounting and presentation for financial liabilities and for de-recognising financial instruments has been relocated from MFRS 139, without change, except for financial liabilities that are designated at fair value through profit or loss ('FVTPL'). Entities with financial liabilities designated at FVTPL recognise changes in the fair value due to changes in the liability's credit risk directly in other comprehensive income ('OCI'). There is no subsequent recycling of the amounts in OCI to profit or loss, but accumulated gains or losses may be transferred within equity.

The guidance in MFRS 139 on impairment of financial assets and hedge accounting continues to apply.

MFRS 7 requires disclosures on transition from MFRS 139 to MFRS 9.

BANK OF AMERICA MALAYSIA BERHAD
(Incorporated in Malaysia)

SUMMARY OF SIGNIFICANT ACCOUNTING POLICIES AND CRITICAL ACCOUNTING ESTIMATES AND ASSUMPTIONS FOR THE FINANCIAL YEAR ENDED 31 DECEMBER 2012 (CONTINUED)

I SUMMARY OF SIGNIFICANT ACCOUNTING POLICIES (CONTINUED)

B INTEREST INCOME RECOGNITION

Interest income is recognised on an accrual basis using the effective interest method.

The effective interest method is a method of calculating the amortised cost of a financial asset or financial liability and of allocating the interest income or interest expense over the relevant period. The effective interest rate is the rate that exactly discounts the expected future cash payments or receipts through the expected life of the financial instrument, or when appropriate, a shorter period, to the net carrying amount of the instrument. When calculating the effective interest, the Bank estimates cash flows (using projections based on its experience of customers' behaviour) considering all contractual terms of the financial instrument but excluding future credit losses. Fees are included in the calculation to the extent that they can be measured and are considered to be an integral part of the effective interest rate.

Where an account is classified as impaired, the Bank reduce the carrying amount to its recoverable amount, being the estimated future cash flows discounted at the original effective interest rate of the instrument, and continue unwinding the discount as interest income. Interest income on impaired loan and receivables are recognised using the original effective interest rate.

Interest income from securities portfolio is recognised on an accrual basis using the effective interest method. The interest income includes coupons earned/accrued and accretion/amortisation of discount/premium on these securities.

C RECOGNITION OF FEES AND OTHER INCOME

Loan arrangement fees and commissions are recognised as income when all conditions precedent are fulfilled.

Commitment fee income relating to loans and guarantee fees is recognised over the period during which the related service is provided or credit risk is undertaken.

Dividends from securities are recognised in the income statement when the right to receive payment is established.

BANK OF AMERICA MALAYSIA BERHAD
(Incorporated in Malaysia)

**SUMMARY OF SIGNIFICANT ACCOUNTING POLICIES AND CRITICAL
ACCOUNTING ESTIMATES AND ASSUMPTIONS
FOR THE FINANCIAL YEAR ENDED 31 DECEMBER 2012 (CONTINUED)**

I SUMMARY OF SIGNIFICANT ACCOUNTING POLICIES (CONTINUED)

D OTHER PROVISIONS

Provision are recognised when all of the following conditions have been met:

- (i) The Bank has a present legal or constructive obligation as a result of past events;
- (ii) It is probable that an outflow of resources will be required to settle the obligation; and
- (iii) A reliable estimate of the amount can be made.

Where the Bank expect a provision to be reimbursed, the reimbursement is recognised as a separate asset but only when the reimbursement is virtually certain. Provisions are not recognised for future operating losses.

Where there are a number of similar obligations, the likelihood that an outflow will be required in settlement is determined by considering the class of obligations as a whole. A provision is recognised even if the likelihood of an outflow with respect to any one item included in the same class of obligations may be small.

Provisions are measured at the present value of the expenditures expected to be required to settle the obligation using a pre-tax rate that reflects current market assessments of the time value of money and the risks specific to the obligation. The increase in the provision due to passage of time is recognised as finance cost expense.

E REPURCHASE AGREEMENTS

Securities purchased under resale agreements are securities which the Bank has purchased with a commitment to resell at a future date. The commitment to resell the securities is reflected as an asset on the statement of financial position.

BANK OF AMERICA MALAYSIA BERHAD
(Incorporated in Malaysia)

**SUMMARY OF SIGNIFICANT ACCOUNTING POLICIES AND CRITICAL
ACCOUNTING ESTIMATES AND ASSUMPTIONS
FOR THE FINANCIAL YEAR ENDED 31 DECEMBER 2012 (CONTINUED)**

I SUMMARY OF SIGNIFICANT ACCOUNTING POLICIES (CONTINUED)

F FINANCIAL ASSETS

(a) Classification

The Bank classifies financial assets into financial assets at fair value through profit or loss, financial investments available-for-sale, and loans and receivables. The classification depends on the purpose for which the financial assets were required. Management determines the classification of the financial assets at initial recognition, at the point when the transactions are entered into.

(i) Financial assets at fair value through profit or loss

Financial assets at fair value through profit or loss are financial assets held-for-trading. A financial asset is classified in this category if it is acquired or incurred principally for the purpose of selling or repurchasing it in the near term. Derivatives are also categorised as held-for-trading unless they are designated as hedges.

Financial assets may be designated at fair value through profit or loss when:

- the designation eliminates or significantly reduces a measurement or recognition inconsistency that would otherwise arise from measuring assets or liabilities on a different basis; or
- a group of financial assets is managed and its performance evaluated on a fair value basis; or
- the assets include embedded derivatives and such derivatives are required to be recognised separately.

(ii) Loans and receivables

Loans and receivables are non-derivative financial assets with fixed or determinable payments that are not quoted in an active market and it is expected that substantially all of the initial investment will be recovered, other than because of credit deterioration.

(iii) Financial investments available-for-sale

Financial investments available-for-sale are non-derivatives that are either designated in this category or not classified in any of the other categories, and are subsequently measured at fair value, with unrealised gains and losses arising from changes in fair value recognised in equity, net of income tax, until such securities are sold, collected or otherwise disposed of, or until such securities are determined to be impaired.

BANK OF AMERICA MALAYSIA BERHAD
(Incorporated in Malaysia)

SUMMARY OF SIGNIFICANT ACCOUNTING POLICIES AND CRITICAL ACCOUNTING ESTIMATES AND ASSUMPTIONS FOR THE FINANCIAL YEAR ENDED 31 DECEMBER 2012 (CONTINUED)

I SUMMARY OF SIGNIFICANT ACCOUNTING POLICIES (CONTINUED)

F FINANCIAL ASSETS (CONTINUED)

(b) Recognition and initial measurement

Regular purchases and sales of financial assets are recognised on the settlement date, the date that an asset is delivered to or by the Bank.

Financial instruments are initially recognised at their fair value plus transaction costs directly attributable to the acquisition or issuance of the instruments. For financial instruments classified as fair value through profit and loss, transaction costs are expensed off.

(c) Subsequent measurement

Financial investments available-for-sale and financial assets at fair value through profit or loss are subsequently carried at fair value. Loans and receivables are subsequently carried at amortised cost using the effective interest method.

Changes in the fair values of financial assets at fair value through profit or loss, including the effects of currency translation, interest and dividend income are recognised in profit or loss in the period in which the changes arise.

Changes in the fair value of financial investments available-for-sale are recognised in other comprehensive income, except for impairment losses (see accounting policy Note H) and foreign exchange gains and losses on monetary assets. The exchange differences on monetary assets are recognised in profit or loss, whereas exchange differences on non-monetary assets are recognised in other comprehensive income as part of fair value change.

Dividends income on available-for-sale equity instruments are recognised in profit or loss when the Bank's right to receive payments is established.

(d) Derecognition

Financial assets are derecognised when the rights to receive cash flows from the investments have expired or have been transferred and the Bank has transferred substantially all risks and rewards of ownership.

When financial investments available-for-sale are sold, the accumulated fair value adjustments recognised in other comprehensive income are reclassified to profit or loss.

G FINANCIAL LIABILITIES

Financial liabilities are measured at amortised cost, except for trading liabilities and liabilities designated at fair value, which are held at fair value through profit or loss. Financial liabilities are initially recognised at fair value plus transaction costs for all financial liabilities not carried at fair value through profit or loss. Financial liabilities at fair value through profit or loss are initially recognised at fair value, and transaction costs are expensed in profit or loss. Financial liabilities are derecognised when extinguished.

BANK OF AMERICA MALAYSIA BERHAD
(Incorporated in Malaysia)

SUMMARY OF SIGNIFICANT ACCOUNTING POLICIES AND CRITICAL ACCOUNTING ESTIMATES AND ASSUMPTIONS FOR THE FINANCIAL YEAR ENDED 31 DECEMBER 2012 (CONTINUED)

I SUMMARY OF SIGNIFICANT ACCOUNTING POLICIES (CONTINUED)

G FINANCIAL LIABILITIES (CONTINUED)

(a) Financial liabilities at fair value through profit or loss

Financial liabilities at fair value through profit or loss are financial liabilities held-for-trading. A financial liability is classified as held-for-trading if it is acquired or incurred principally for the purpose of selling or repurchasing it in the near term or if it is part of a portfolio of identified financial instruments that are managed together and for which there is evidence of a recent actual pattern of short-term profit-taking. Derivatives are also categorised as held-for-trading unless they are designated as hedges.

Gains and losses arising from changes in fair value of financial liabilities classified held-for-trading are included in profit or loss.

(b) Other liabilities measured at amortised cost

Financial liabilities that are not classified as at fair value through profit or loss fall into this category and are measured at amortised cost. Financial liabilities measured at amortised cost are deposits from customers and bills and acceptances payable.

H IMPAIRMENT OF FINANCIAL ASSETS

The Bank assesses at each balance sheet date whether there is objective evidence that a financial asset or group of financial assets is impaired. A financial asset or a group of financial assets is impaired and impairment losses are incurred only if, there is objective evidence of impairment as a result of one or more loss events that occurred after the initial recognition of the asset ('a loss event') and that loss event (or events) has an impact on the estimated future cash flows of the financial asset or group of financial assets that can be reliably estimated.

The criteria that the Bank uses to determine that there is objective evidence of an impairment loss include:

- (a) Significant financial difficulty of the issuer or obligor;
- (b) A breach of contract, such as a default or delinquency in interest or principal payments;
- (c) The lender, for economic or legal reasons relating to the borrower's financial difficulty, granting to the borrower a concession that the lender would not otherwise consider;
- (d) It becomes probable that the borrower will enter bankruptcy or other financial reorganisation;
- (e) The disappearance of an active market for that financial asset because of financial difficulties;
- (f) Observable data indicating that there is a measurable decrease in the estimated future cash flows from a portfolio of financial assets since the initial recognition of those assets, although the decrease cannot yet be identified with the individual financial assets in the portfolio, including:
 - (i) adverse changes in the payment status of borrowers in the portfolio;
 - (ii) national or local economic conditions that correlate with defaults on the assets in the portfolio.

BANK OF AMERICA MALAYSIA BERHAD
(Incorporated in Malaysia)

**SUMMARY OF SIGNIFICANT ACCOUNTING POLICIES AND CRITICAL
ACCOUNTING ESTIMATES AND ASSUMPTIONS
FOR THE FINANCIAL YEAR ENDED 31 DECEMBER 2012 (CONTINUED)**

I SUMMARY OF SIGNIFICANT ACCOUNTING POLICIES (CONTINUED)

H IMPAIRMENT OF FINANCIAL ASSETS (CONTINUED)

(a) Assets carried at amortised cost

Loans and advances

The Bank first assesses whether objective evidence of impairment exists individually for loans and advances that are individually significant, and individually or collectively for loans and advances that are not individually significant.

If the Bank determines that no objective evidence of impairment exists for an individually assessed loans and advances, whether significant or not, it includes the asset in a group of loans and advances with similar credit risk characteristics and collectively assesses them for impairment.

If there is objective evidence that an impairment loss has been incurred, the amount of the loss is measured as the difference between the loans and advances' carrying amount and the present value of estimated future cash flows (excluding credit losses that have not been incurred) discounted at the original effective interest rate. The carrying amount of the loans and advances is reduced through the use of an allowance account and the amount of the loss is recognised in the profit or loss. If the loans and advances has a variable interest rate, the discount rate for measuring any impairment loss is the current effective interest rate determined under the contract.

For the purposes of a collective evaluation of impairment, loans and advances are grouped on the basis of similar risk characteristics, taking into account asset type, industry, geographical location, collateral type, past due status and other relevant factors. These characteristics are relevant to the estimation of future cash flows for groups of such assets by being indicative of the counterparty's ability to pay all amounts due according to the contractual terms of the assets being evaluated.

Future cash flows in a group of loans and advances that are collectively evaluated for impairment are estimated on the basis of the contractual cash flows of the assets in the group and historical loss experience for assets with credit risk characteristics similar to those in the group. Historical loss experience is adjusted based on current observable data to reflect the effects of current conditions that did not affect the period on which the historical loss experience is based and to remove the effects of conditions in the historical period that do not currently exist.

The methodology and assumptions used for estimating future cash flows are reviewed regularly by the Bank to reduce any differences between loss estimates and actual loss experience.

BANK OF AMERICA MALAYSIA BERHAD
(Incorporated in Malaysia)

**SUMMARY OF SIGNIFICANT ACCOUNTING POLICIES AND CRITICAL
ACCOUNTING ESTIMATES AND ASSUMPTIONS
FOR THE FINANCIAL YEAR ENDED 31 DECEMBER 2012 (CONTINUED)**

I SUMMARY OF SIGNIFICANT ACCOUNTING POLICIES (CONTINUED)

H IMPAIRMENT OF FINANCIAL ASSETS (CONTINUED)

(a) Assets carried at amortised cost (continued)

Loans and advances (continued)

If, in subsequent periods, the amount of the impairment loss decreases and the decrease can be related objectively to an event occurring after the impairment was recognised, the previously recognised impairment loss is reversed by adjusting the allowance account. The amount of the reversal is recognised in the profit or loss.

When a loan is uncollectible, it is written off against the related allowance for loan impairment. Such loans are written off after all the necessary procedures have been completed and the amount of the loss has been determined. Subsequent recoveries of amounts previously written off are credited to profit or loss.

(b) Assets carried at fair value

When a decline in fair value of financial investments available-for-sale has been recognised directly in equity and there is objective evidence that the financial investment is impaired, the cumulative loss that has been recognised directly in equity is removed from equity and recognised in profit or loss even though the financial investment has not been derecognised. The amount of cumulative loss is the difference between the acquisition price (net of principal repayment and amortisation) and current fair value, less any impairment loss on that financial investment previously recognised in profit or loss.

If, in subsequent periods, the fair value of a financial investment available-for-sale increase and the increase can be objectively related to an event occurring after the impairment was recognised in the profit or loss, that portion of impairment loss is reversed through profit or loss. For equity instruments, no reversal of impairment loss through profit or loss is allowed when there is an increase in fair value of the equity instrument in subsequent period.

BANK OF AMERICA MALAYSIA BERHAD
(Incorporated in Malaysia)

SUMMARY OF SIGNIFICANT ACCOUNTING POLICIES AND CRITICAL ACCOUNTING ESTIMATES AND ASSUMPTIONS FOR THE FINANCIAL YEAR ENDED 31 DECEMBER 2012 (CONTINUED)

I SUMMARY OF SIGNIFICANT ACCOUNTING POLICIES (CONTINUED)

I IMPAIRMENT OF NON-FINANCIAL ASSETS

Assets that have an indefinite useful life are not subject to amortisation and are tested annually for impairment. Assets that are subject to amortisation are reviewed for impairment whenever events or changes in circumstances indicate that the carrying amount may not be recoverable. An impairment loss is recognised for the amount by which the carrying amount of the asset exceeds its recoverable amount. The recoverable amount is the higher of an asset's fair value less costs to sell and value-in-use. For the purposes of assessing impairment, assets are grouped at the lowest levels for which there is separately identifiable cash flow (cash-generating units).

The impairment loss is charged to the income statement unless it reverses a previous revaluation amount is recognised in the income statement unless it reverses an impairment loss on a revalued asset, in which case it is taken to revaluation surplus.

J PROPERTY, PLANT AND EQUIPMENT

Property, plant and equipment are stated at cost less accumulated depreciation and accumulated impairment losses, if any. Cost includes expenditure that is directly attributable to the acquisition of the items.

Depreciation of other property, plant and equipment is calculated to write-down the cost of the property, plant and equipment to the residual value on a straight line basis over the expected useful lives of the assets concerned. The principal annual rates of depreciation are:

Office equipment and furniture	10 - 33%
Computer equipment and software	25 - 50%
Motor vehicles	25%
Bank premises alterations :	
- movable	10%
- non-movable	written off over lease terms

Depreciation on works-in-progress commences when the assets are ready for their intended use.

Residual value and useful lives of assets are reviewed, and adjusted if appropriate, at each balance sheet date.

Gains and losses on disposals are determined by comparing proceeds with carrying amount and are included in profit before taxation.

At each balance sheet date, the Bank assesses whether there is any indication of impairment. Where an indication of impairment exists, the carrying amount of the asset is assessed and written down immediately to its recoverable amount. See accounting policy Note I on impairment of non-financial assets.

Repairs and maintenance are charged to the income statement during the financial period in which they are incurred. The cost of major renovations is included in the carrying amount of the asset when it is probable that future economic benefits in excess of the originally assessed standard of performance of the existing asset will flow to the Bank. Major renovations are depreciated over the lease term of the Bank's premise.

BANK OF AMERICA MALAYSIA BERHAD
(Incorporated in Malaysia)

**SUMMARY OF SIGNIFICANT ACCOUNTING POLICIES AND CRITICAL
ACCOUNTING ESTIMATES AND ASSUMPTIONS
FOR THE FINANCIAL YEAR ENDED 31 DECEMBER 2012 (CONTINUED)**

I SUMMARY OF SIGNIFICANT ACCOUNTING POLICIES (CONTINUED)

K BILLS AND ACCEPTANCES PAYABLE

Bills and acceptances payable represents the Bank's own bills and acceptances rediscounted and outstanding in the market.

L DERIVATIVE FINANCIAL INSTRUMENT AND HEDGE ACCOUNTING

Derivatives are initially recognised at fair value on the date on which a derivative contract is entered into and are subsequently re-measured at their fair value.

Fair values are obtained from quoted market prices in active markets, including recent market transactions, and valuation techniques, including discounted cash flow models and options pricing models, as appropriate. All derivatives are carried as assets when fair value is positive and as liabilities when fair value is negative.

The best evidence of the fair value of a derivative at initial recognition is the transaction price (i.e. the fair value of the consideration given or received) unless the fair value of that instrument is evidenced by comparison with other observable current market transactions in the same instrument (i.e. without modification or repackaging) or based on a valuation technique whose variables include only data from observable markets. When such evidence exists, the Bank recognises profits on day one.

The method of recognising the resulting fair value gain or loss depends on whether the derivative is designated as a hedging instrument, and if so, the nature of the item being hedged. The Bank designates certain derivatives as either: (1) hedges of the fair value of recognised assets or liabilities or a firm commitment (fair value hedge); or, (2) hedges of highly probable future cash flows attributable to a recognised asset or liability, or a forecasted transaction (cash flow hedge). Hedge accounting is used for derivatives designated in this way provided certain criteria are met.

(a) Fair value hedge

Changes in the fair value of derivatives that are designated and qualify as fair value hedges are recorded in the income statement, together with any changes in the fair value of the hedged asset or liability that are attributable to the hedged risk.

If the hedge no longer meets the criteria for hedge accounting, the adjustment to the carrying amount of a hedged item for which the effective interest method is used is amortised to profit or loss over the period to maturity. The adjustment to the carrying amount of a hedged equity security remains in retained earnings until the disposal of the equity security.

BANK OF AMERICA MALAYSIA BERHAD
(Incorporated in Malaysia)

SUMMARY OF SIGNIFICANT ACCOUNTING POLICIES AND CRITICAL ACCOUNTING ESTIMATES AND ASSUMPTIONS FOR THE FINANCIAL YEAR ENDED 31 DECEMBER 2012 (CONTINUED)

I SUMMARY OF SIGNIFICANT ACCOUNTING POLICIES (CONTINUED)

L DERIVATIVE FINANCIAL INSTRUMENT AND HEDGE ACCOUNTING (CONTINUED)

(b) Cash flow hedge

The effective portion of changes in the fair value of derivatives that are designated and qualify as cash flow hedges is recognised in other comprehensive income. The gain or loss relating to the ineffective portion is recognised immediately in the income statement.

Amounts accumulated in equity are recycled to the income statement in the periods in which the hedged item will affect profit or loss (for example, when the forecast sale that is hedged takes place).

When a hedging instrument expires or is sold, or when a hedge no longer meets the criteria for hedge accounting, any cumulative gain or loss existing in equity at that time remains in equity and is recognised when the forecast transaction is ultimately recognised in the income statement. When a forecast transaction is no longer expected to occur, the cumulative gain or loss that was reported in equity is immediately transferred to the income statement.

(c) Derivatives that do not qualify for hedge accounting

Certain derivative instruments do not qualify for hedge accounting. Changes in the fair value of any derivative instrument that does not qualify for hedge accounting are recognised immediately in the income statement.

M CURRENCY CONVERSION AND TRANSLATIONS

(a) Functional and presentation currency

The financial statements are presented in Ringgit Malaysia, which is the Bank's functional and presentation currency.

(b) Transactions and balances

Foreign currency transactions are translated into the functional currency using the exchange rates prevailing at the dates of the transactions or valuation where items are remeasured. Foreign exchange gains and losses resulting from the settlement of such transaction at year-end exchange rates of monetary assets and liabilities denominated in foreign currencies are recognised in the income statement, except when deferred in other comprehensive income as qualifying cash flow hedges and qualifying net investment hedges.

Foreign exchange gains and losses that relate to borrowings and cash and cash equivalents are presented in profit or loss within 'finance income or cost'. All other foreign exchange gains and losses are presented in profit or loss within.

For translation differences on financial investments available-for-sale, refer to Note (I) to the summary of significant accounting policies.

BANK OF AMERICA MALAYSIA BERHAD
(Incorporated in Malaysia)

**SUMMARY OF SIGNIFICANT ACCOUNTING POLICIES AND CRITICAL
ACCOUNTING ESTIMATES AND ASSUMPTIONS
FOR THE FINANCIAL YEAR ENDED 31 DECEMBER 2012 (CONTINUED)**

I SUMMARY OF SIGNIFICANT ACCOUNTING POLICIES (CONTINUED)

N INCOME TAXES

Current tax expense is determined according to the tax laws of Malaysia and includes all taxes based upon the taxable profits for the financial year.

Deferred income tax is provided in full, using the liability method, on temporary differences arising between the tax bases of assets and liabilities and their carrying amounts in the financial statements. However, deferred tax is not accounted for if it arises from initial recognition of an asset or liability in a transaction other than a business combination that at the time of transaction affects neither accounting nor taxable profit and loss.

Deferred tax assets are recognised to the extent that it is probable that future taxable profits will be available against which the temporary differences or unused tax losses can be utilised.

Deferred income tax related to fair value re-measurement of financial investments available-for-sale, which are charged or credited directly to equity, is also credited or charged directly to equity and is subsequently recognised in the income statement together with the deferred gain or loss.

Deferred tax is determined using tax rates (and tax laws) that have been enacted or substantially enacted by the balance sheet date and are expected to apply when the related deferred tax asset is realised or deferred tax liability is settled.

Deferred and income tax assets and liabilities are offset when there is a legally enforceable right to offset current tax assets against current tax liabilities and when the deferred income tax assets and liabilities relate to taxes levied by the same taxation authority on either the taxable entity or different taxable entities where there is an intention to settle the balances on a net basis.

O CASH AND CASH EQUIVALENTS

Cash and cash equivalents consist of cash and bank balances and short-term funds that are readily convertible to known amounts of cash and which are subject to an insignificant risk of change in value.

BANK OF AMERICA MALAYSIA BERHAD
(Incorporated in Malaysia)

**SUMMARY OF SIGNIFICANT ACCOUNTING POLICIES AND CRITICAL
ACCOUNTING ESTIMATES AND ASSUMPTIONS
FOR THE FINANCIAL YEAR ENDED 31 DECEMBER 2012 (CONTINUED)**

I SUMMARY OF SIGNIFICANT ACCOUNTING POLICIES (CONTINUED)

P EMPLOYEE BENEFITS

(a) Short term employee benefits

Wages, salaries, paid annual leave, bonuses and non-monetary benefits are accrued in the financial period in which the associated services are rendered by employees of the Bank.

(b) Post employment benefits

A defined contribution plan is a pension plan under which the Bank pay fixed contributions to the national pension scheme, the Employees' Provident Fund ('EPF') and will have no legal or constructive obligations to pay further contributions if the fund does not hold sufficient assets to pay all employees benefits relating to employee service in the current and prior periods.

The contributions to EPF are charged to the income statement in the period to which they are related. Once the contributions have been paid, the Bank has no further payment obligations in the future.

(c) Equity compensation benefits

The share options granted to directors and employees of the Bank are that of the Bank's ultimate holding company, Bank of America Corporation ("BOAC") and the relevant disclosures are made in BOAC's financial statements.

Q CONTINGENT LIABILITIES AND CONTINGENT ASSETS

The Bank does not recognise a contingent assets and liabilities but discloses its existence in the financial statements. A contingent liability is a possible obligation that arises from past events whose existence will be confirmed by the occurrence or non-occurrence of one or more uncertain future events beyond the control of the Bank or a present obligation that is not recognised because it is not probable that an outflow of resources will be required to settle the obligation. A contingent liability also arises in the extremely rare case where there is a liability that cannot be recognised because it cannot be measured reliably.

A contingent asset is a possible asset that arises from past events whose existence will be confirmed by the occurrence or non-occurrences of one or more uncertain future events beyond the control of the Bank. The Bank does not recognise contingent assets but discloses its existence where inflows of economic benefits are probable, but not virtually certain.

BANK OF AMERICA MALAYSIA BERHAD
(Incorporated in Malaysia)

**SUMMARY OF SIGNIFICANT ACCOUNTING POLICIES AND CRITICAL
ACCOUNTING ESTIMATES AND ASSUMPTIONS
FOR THE FINANCIAL YEAR ENDED 31 DECEMBER 2012 (CONTINUED)**

II CRITICAL ACCOUNTING ESTIMATES AND ASSUMPTIONS

The Bank's accounting policies and use of estimates are integral to understanding its reported results. The Bank's most complex accounting estimates require management's judgement to ascertain the valuation of assets and liabilities. The Bank has established detailed policies and control procedures intended to ensure that valuation methods, including any judgements made as part of such methods, are well-controlled, independently reviewed and applied consistently from period to period. In addition, the policies and procedures are intended to ensure that the process for changing methodologies occurs in an appropriate manner. The Bank believes its estimates for determining the valuation of its assets and liabilities are appropriate. The following is a brief description of the Bank's critical accounting estimates involving significant valuation judgement.

(a) Fair value of financial instruments

The fair value of a financial instrument is defined as the amount at which the instrument could be exchanged in a current transaction between willing parties, other than in a forced or liquidation sale. The majority of the Bank's assets reported at fair value are based upon quoted market prices or upon internally developed models that utilise independently sourced market parameters, including interest rate yield curves, option volatilities and currency rates.

The degree of management judgement involved in determining the fair value of a financial instrument is dependent upon the availability of quoted market prices or observable market parameters. For financial instruments that are traded actively and have quoted market prices or parameters readily available, there is little-to-no subjectivity in determining fair value. When observable market prices and parameters do not exist, management judgement is necessary to estimate fair value. The valuation process takes into consideration factors such as liquidity and concentration concerns and, for the derivatives portfolio, counterparty credit risk.

The Bank's held for trading financial assets are valued based upon quoted market prices. The majority of the Bank's derivative positions are valued using internally developed models that use as their basis readily observable market parameters - that is, parameters that are actively quoted and can be validated to external sources, including industry-pricing services. Certain derivatives, however, are valued based upon models with significant unobservable market parameters - that is, parameters that must be estimated and are, therefore, subject to management judgement to substantiate the model valuation. These instruments are normally either traded less actively or trade activity is one way. Management's judgement includes recording fair value adjustments (i.e., reductions) to model valuations to account for parameter uncertainty when valuing complex or less actively traded derivative transactions.

(b) Allowance for losses on loans, advances and financing

The Bank makes allowance for losses on loans, advances and financing based on assessment of recoverability. Whilst management is guided by the relevant BNM guidelines, management makes judgement on the future and other key factors in respect of the recovery of loans and advances. Among the factors considered are the net realisable value of the underlying collateral value, the viability of the customer's business model, the capacity to generate sufficient cash flows to service debt obligations and the aggregate amount and ranking of all other creditor claims.

BANK OF AMERICA MALAYSIA BERHAD
(Incorporated in Malaysia)

NOTES TO THE FINANCIAL STATEMENTS
FOR THE FINANCIAL YEAR ENDED 31 DECEMBER 2012

1 GENERAL INFORMATION

The Bank is principally engaged in all aspects of the banking business and in the provision of related services.

The holding company of the Bank is Bank America International Financial Corporation, a corporation incorporated in the United States of America.

The ultimate holding company of the Bank is Bank of America Corporation, a corporation incorporated in the United States of America.

The Bank is a limited company, incorporated and domiciled in Malaysia.

The address of the registered office and principal place of operation of the Bank is at 18th Floor, Wisma Goldhill, Jalan Raja Chulan, 50200 Kuala Lumpur, Malaysia.

2 CASH AND SHORT-TERM FUNDS

	<u>31.12.2012</u> RM'000	<u>31.12.2011</u> RM'000	<u>1.1.2011</u> RM'000
Cash and balances with banks and other financial institutions	13,838	15,373	166,073
Money at call and deposit placements maturing within one month	1,313,523	1,264,583	1,050,911
	<u>1,327,361</u>	<u>1,279,956</u>	<u>1,216,984</u>

3 SECURITIES HELD-FOR-TRADING ('HFT')

	<u>31.12.2012</u> RM'000	<u>31.12.2011</u> RM'000	<u>1.1.2011</u> RM'000
Malaysian Government Securities	603,979	-	-
Bank Negara Malaysia Bills	1,477	-	-
	<u>605,456</u>	<u>-</u>	<u>-</u>

4 SECURITIES AVAILABLE-FOR-SALE ('AFS')

	<u>31.12.2012</u> RM'000	<u>31.12.2011</u> RM'000	<u>1.1.2011</u> RM'000
<u>Money market instruments:</u>			
<u>Unquoted</u>			
Bank Negara Malaysia Bills	116,143	49,893	114,614
<u>Unquoted securities in Malaysia:</u>			
Shares	4,744	4,341	4,256
Bonds	15	15	15
Total securities available-for-sale	<u>120,902</u>	<u>54,249</u>	<u>118,885</u>

BANK OF AMERICA MALAYSIA BERHAD
(Incorporated in Malaysia)

NOTES TO THE FINANCIAL STATEMENTS
FOR THE FINANCIAL YEAR ENDED 31 DECEMBER 2012 (CONTINUED)

5 **LOANS, ADVANCES AND FINANCING**

	<u>31.12.2012</u>	(Restated) <u>31.12.2011</u>	(Restated) <u>1.1.2011</u>
	RM'000	RM'000	RM'000
(a) Loans, advances and financing analysed by type:			
At amortised cost:			
Overdrafts	581	1,071	7,715
Term loans - factoring receivables	20,507	-	-
Claims on customers under acceptance credits	41,269	75,785	155,049
Staff loans	1,223	1,276	1,919
Revolving advances	95,441	104,863	48,352
Bills discounted	16,994	3,244	83,083
Real estate loans	2,244	2,598	3,115
	<u>178,259</u>	<u>188,837</u>	<u>299,233</u>
Gross loans, advances and financing			
Allowance for losses on loans, advances and financing:			
Individual assessment	(770)	(760)	(1,656)
Collective assessment	(609)	(1,129)	(3,158)
	<u>176,880</u>	<u>186,948</u>	<u>294,419</u>
Total net loans, advances and financing			
(b) Gross loans, advances and financing analysed by geographical distribution:			
Malaysia	138,696	132,458	78,316
India	39,563	56,379	220,917
	<u>178,259</u>	<u>188,837</u>	<u>299,233</u>
(c) Gross loans, advances and financing analysed by type of customer:			
Domestic business enterprises	124,041	128,584	56,067
Domestic banking financial institutions	1,256	-	-
Domestic non-banking financial institutions	9,932	-	-
Individuals	3,467	3,874	5,034
Foreign entities	39,563	56,379	238,132
	<u>178,259</u>	<u>188,837</u>	<u>299,233</u>

BANK OF AMERICA MALAYSIA BERHAD
(Incorporated in Malaysia)

NOTES TO THE FINANCIAL STATEMENTS
FOR THE FINANCIAL YEAR ENDED 31 DECEMBER 2012 (CONTINUED)

5 **LOANS, ADVANCES AND FINANCING (CONTINUED)**

	<u>31.12.2012</u>	<u>31.12.2011</u>	<u>1.1.2011</u>
	RM'000	RM'000	RM'000
(d) Gross loans, advances and financing analysed by interest rate sensitivity:			
Fixed rate:			
Housing loans	912	1,077	1,001
Other fixed rate loans	164,101	167,041	263,718
Variable rate:			
BLR plus	2,825	3,669	10,744
Cost plus	10,421	17,050	23,770
	<u>178,259</u>	<u>188,837</u>	<u>299,233</u>
(e) Gross loans, advances and financing analysed by economic purpose:			
Purchase of transport vehicles	181	78	212
Purchase of landed property (residential)	3,148	3,663	4,030
Personal use	56	52	151
Purchase of consumer durables	82	81	196
Working capital	174,792	184,963	294,644
	<u>178,259</u>	<u>188,837</u>	<u>299,233</u>
(f) Gross loans, advances and financing analysed by residual contractual maturity:			
Within one year	161,139	168,029	270,814
One year to three years	14,406	17,594	24,219
Three years to five years	621	784	702
Over five years	2,093	2,430	3,498
	<u>178,259</u>	<u>188,837</u>	<u>299,233</u>

BANK OF AMERICA MALAYSIA BERHAD
(Incorporated in Malaysia)

NOTES TO THE FINANCIAL STATEMENTS
FOR THE FINANCIAL YEAR ENDED 31 DECEMBER 2012 (CONTINUED)

5 **LOANS, ADVANCES AND FINANCING (CONTINUED)**

	<u>2012</u>	<u>2011</u>
	RM'000	RM'000
(g) Movements in impaired loans, advances and financing are as follows:		
At 1 January	891	2,000
Classified as impaired during the financial year	157	1,172
Interest income recognised during the financial year	60	67
Reclassified as performing during the financial year	(40)	(1,816)
Amount recovered during the financial year	(116)	(532)
	<hr/>	<hr/>
At 31 December	952	891
Individual assessment allowance	(770)	(760)
	<hr/>	<hr/>
Net impaired loans, advances and financing	182	131
	<hr/>	<hr/>
Gross impaired loans as a % of gross loans, advances and financing	0.53%	0.47%
	<hr/>	<hr/>
(h) Movements in allowance for losses on impaired loans, advances and financing are as follows:		
<u>Individual assessment allowance</u>		
At 1 January	760	1,656
Allowance made during the financial year	68	48
Write back made during the financial year	(58)	(944)
	<hr/>	<hr/>
At 31 December	770	760
	<hr/>	<hr/>

BANK OF AMERICA MALAYSIA BERHAD
(Incorporated in Malaysia)

NOTES TO THE FINANCIAL STATEMENTS
FOR THE FINANCIAL YEAR ENDED 31 DECEMBER 2012 (CONTINUED)

5 **LOANS, ADVANCES AND FINANCING (CONTINUED)**

	<u>2012</u>	<u>2011</u>
	RM'000	RM'000
(h) Movements in allowance for losses on impaired loans, advances and financing are as follows: (continued)		
<u>Collective assessment allowance</u>		
At 1 January		
- as previously stated	2,821	4,459
- effects of adoption of MFRS	(1,692)	(1,301)
	<u>1,129</u>	<u>3,158</u>
Write back made during the financial year	(520)	(2,029)
At 31 December	<u>609</u>	<u>1,129</u>
As % of gross loans, advances and financing less individual assessment allowance	<u>0.34%</u>	<u>0.60%</u>
	<u>31.12.2012</u>	<u>31.12.2011</u>
	RM'000	RM'000
	<u>1.1.2011</u>	<u>RM'000</u>
(i) Impaired loans, advances and financing analysed by geographical distribution:		
Malaysia	<u>952</u>	<u>891</u>
	<u>2,000</u>	<u>2,000</u>
(j) Impaired loans, advances and financing analysed by economic purpose:		
Purchase of landed property (residential)	943	882
Working capital	-	-
Other purpose	9	9
	<u>952</u>	<u>891</u>
	<u>2,000</u>	<u>2,000</u>
6 OTHER ASSETS		
	<u>31.12.2012</u>	<u>31.12.2011</u>
	RM'000	RM'000
	<u>1.1.2011</u>	<u>RM'000</u>
Other receivables	404	92
Deposits	32	32
Prepayments	263	1,023
	<u>699</u>	<u>1,147</u>
	<u>2,225</u>	<u>2,225</u>

Company No.

310983	V
--------	---

BANK OF AMERICA MALAYSIA BERHAD
(Incorporated in Malaysia)

NOTES TO THE FINANCIAL STATEMENTS
FOR THE FINANCIAL YEAR ENDED 31 DECEMBER 2012 (CONTINUED)

7 DERIVATIVE ASSETS

	<u>31.12.2012</u> RM'000	<u>31.12.2011</u> RM'000	<u>1.1.2011</u> RM'000
Derivative assets:			
- Foreign exchange forwards and swaps	<u>4,384</u>	<u>19,567</u>	<u>17,500</u>
		Contract or underlying <u>principal amount</u> RM'000	Year end positive <u>fair value</u> RM'000
<u>31.12.2012</u>			
Foreign exchange related contracts:			
- Forwards and swaps		<u>1,175,140</u>	<u>4,384</u>
<u>31.12.2011</u>			
Foreign exchange related contracts:			
- Forwards and swaps		<u>2,361,236</u>	<u>19,567</u>
<u>1.1.2011</u>			
Foreign exchange related contracts:			
- Forwards and swaps		<u>1,842,776</u>	<u>17,500</u>

8 DEFERRED TAXATION

Deferred tax assets and liabilities are offset when there is a legally enforceable right to set off current tax assets against current tax liabilities and when the deferred taxes relate to the same tax authority. The following amounts, determined after appropriate offsetting, are shown in the statement of financial position:

	<u>31.12.2012</u> RM'000	(Restated) <u>31.12.2011</u> RM'000	(Restated) <u>1.1.2011</u> RM'000
Deferred tax assets	497	320	-
Deferred tax liabilities	<u>(2,255)</u>	<u>(2,308)</u>	<u>(2,358)</u>
	<u>(1,758)</u>	<u>(1,988)</u>	<u>(2,358)</u>

BANK OF AMERICA MALAYSIA BERHAD
(Incorporated in Malaysia)

NOTES TO THE FINANCIAL STATEMENTS
FOR THE FINANCIAL YEAR ENDED 31 DECEMBER 2012 (CONTINUED)

8 DEFERRED TAXATION (CONTINUED)

The movement in deferred tax assets and liabilities during the year comprises the following:

	<u>General allowance</u> RM'000	<u>Accelerated tax depreciation</u> RM'000	<u>Avail- able- for-sale reserve</u> RM'000	<u>Total</u> RM'000
At 1 January 2012				
- as previously stated	1,025	(1,677)	(631)	(1,283)
- effects of adoption of MFRS	(705)	-	-	(705)
As restated	320	(1,677)	(631)	(1,988)
Credited to income statement	177	155	-	332
Charged to available-for-sale reserve	-	-	(102)	(102)
As at 31 December 2012	<u>497</u>	<u>(1,522)</u>	<u>(733)</u>	<u>(1,758)</u>
At 1 January 2011				
- as previously stated	1,115	(1,753)	(605)	(1,243)
- effects of adoption of MFRS	(1,115)	-	-	(1,115)
As restated	-	(1,753)	(605)	(2,358)
Credited/(charged) to income statement	320	76	(5)	391
Charged to available-for-sale reserve	-	-	(21)	(21)
As at 31 December 2011	<u>320</u>	<u>(1,677)</u>	<u>(631)</u>	<u>(1,988)</u>

9 STATUTORY DEPOSIT WITH BANK NEGARA MALAYSIA

The non-interest bearing statutory deposit is maintained with Bank Negara Malaysia in compliance with Section 26(2)(c) of the Central Bank of Malaysia Act, 2009, the amount of which is determined as a set percentage of total eligible liabilities.

BANK OF AMERICA MALAYSIA BERHAD
(Incorporated in Malaysia)

**NOTES TO THE FINANCIAL STATEMENTS
FOR THE FINANCIAL YEAR ENDED 31 DECEMBER 2012 (CONTINUED)**

10 PROPERTY, PLANT AND EQUIPMENT

	Office equipment and furniture RM'000	Computer equipment and software RM'000	Motor vehicles RM'000	Bank premises alterations RM'000	Works- in- progress RM'000	Total RM'000
<u>2012</u>						
<u>Cost</u>						
At 1 January 2012	8,070	11,555	199	2,996	173	22,993
Additions	240	2,189	-	239	35	2,703
Transfer	-	23	-	-	(23)	-
Disposal	(308)	(1,882)	(199)	-	-	(2,389)
At 31 December 2012	8,002	11,885	-	3,235	185	23,307
<u>Accumulated depreciation</u>						
At 1 January 2012	2,578	8,898	197	1,497	-	13,170
Charge for the financial year	2,000	1,721	2	994	-	4,717
Disposal	(308)	(1,882)	(199)	-	-	(2,389)
At 31 December 2012	4,270	8,737	-	2,491	-	15,498
<u>Net book value</u>						
At 31 December 2012	3,732	3,148	-	744	185	7,809

BANK OF AMERICA MALAYSIA BERHAD
(Incorporated in Malaysia)

**NOTES TO THE FINANCIAL STATEMENTS
FOR THE FINANCIAL YEAR ENDED 31 DECEMBER 2012 (CONTINUED)**

10 PROPERTY, PLANT AND EQUIPMENT (CONTINUED)

<u>2011</u>	<u>Office equipment and furniture RM'000</u>	<u>Computer equipment and software RM'000</u>	<u>Motor vehicles RM'000</u>	<u>Bank premises alterations RM'000</u>	<u>Works- in- progress RM'000</u>	<u>Total RM'000</u>
<u>Cost</u>						
At 1 January 2011	6,910	9,125	205	950	-	17,190
Additions	1,167	2,876	-	2,046	173	6,262
Disposal	(7)	(446)	(6)	-	-	(459)
At 31 December 2011	<u>8,070</u>	<u>11,555</u>	<u>199</u>	<u>2,996</u>	<u>173</u>	<u>22,993</u>
<u>Accumulated depreciation</u>						
At 1 January 2011	708	8,039	202	814	-	9,763
Charge for the financial year	1,877	1,305	-	683	-	3,865
Disposal	(7)	(446)	(5)	-	-	(458)
At 31 December 2011	<u>2,578</u>	<u>8,898</u>	<u>197</u>	<u>1,497</u>	<u>-</u>	<u>13,170</u>
<u>Net book value</u>						
At 31 December 2011	<u>5,492</u>	<u>2,657</u>	<u>2</u>	<u>1,499</u>	<u>173</u>	<u>9,823</u>

BANK OF AMERICA MALAYSIA BERHAD
(Incorporated in Malaysia)

NOTES TO THE FINANCIAL STATEMENTS
FOR THE FINANCIAL YEAR ENDED 31 DECEMBER 2012 (CONTINUED)

10 PROPERTY, PLANT AND EQUIPMENT (CONTINUED)

The gross amount of assets fully depreciated but still in use amounted to RM8,715,187 (2011: RM9,307,752).

11 DEPOSITS FROM CUSTOMERS

	<u>31.12.2012</u>	<u>31.12.2011</u>	<u>1.1.2011</u>
	RM'000	RM'000	RM'000
Demand deposits	751,162	608,010	598,159
Saving deposits	254	333	466
Fixed deposits	382,698	345,583	221,026
	<u>1,134,114</u>	<u>953,926</u>	<u>819,651</u>
(a) Maturity structure of fixed deposits is as follows:			
Due within six months	375,995	321,903	175,207
Six months to one year	205	201	668
One year to five years	6,283	23,257	44,934
More than five years	215	222	217
	<u>382,698</u>	<u>345,583</u>	<u>221,026</u>
(b) The deposits are sourced from the following types of customers:			
Business enterprises	1,123,072	945,497	801,398
Individuals	9,922	7,446	16,659
Others	1,120	983	1,594
	<u>1,134,114</u>	<u>953,926</u>	<u>819,651</u>

BANK OF AMERICA MALAYSIA BERHAD
(Incorporated in Malaysia)

NOTES TO THE FINANCIAL STATEMENTS
FOR THE FINANCIAL YEAR ENDED 31 DECEMBER 2012 (CONTINUED)

12 DEPOSITS AND PLACEMENTS OF BANKS AND OTHER FINANCIAL INSTITUTIONS

	<u>31.12.2012</u> RM'000	<u>31.12.2011</u> RM'000	<u>1.1.2011</u> RM'000
Licensed banks	532,157	44,373	291,368
Other financial institutions	45,496	11,802	11,152
	<u>577,653</u>	<u>56,175</u>	<u>302,520</u>

13 OTHER LIABILITIES

	<u>31.12.2012</u> RM'000	<u>31.12.2011</u> RM'000	<u>1.1.2011</u> RM'000
Unearned discount on loans, advances and financing	40	123	292
Other payables	7,280	858	578
Accruals	2,478	1,541	1,414
	<u>9,798</u>	<u>2,522</u>	<u>2,284</u>

14 DERIVATIVE LIABILITIES

	<u>31.12.2012</u> RM'000	<u>31.12.2011</u> RM'000	<u>1.1.2011</u> RM'000
Derivative liabilities: Foreign exchange forwards and swaps	<u>5,145</u>	<u>18,360</u>	<u>19,446</u>

	<u>Contract or underlying principal amount</u> RM'000	<u>Year end negative fair value</u> RM'000
<u>31.12.2012</u>		

Foreign exchange related contracts: - Forwards and swaps	<u>1,004,885</u>	<u>5,145</u>
---	------------------	--------------

31.12.2011

Foreign exchange related contracts: - Forwards and swaps	<u>2,361,236</u>	<u>18,360</u>
---	------------------	---------------

1.1.2011

Foreign exchange related contracts: - Forwards and swaps	<u>1,842,776</u>	<u>19,446</u>
---	------------------	---------------

BANK OF AMERICA MALAYSIA BERHAD
(Incorporated in Malaysia)

NOTES TO THE FINANCIAL STATEMENTS
FOR THE FINANCIAL YEAR ENDED 31 DECEMBER 2012 (CONTINUED)

15 SHARE CAPITAL

	<u>31.12.2012</u> RM'000	<u>31.12.2011</u> RM'000	<u>1.1.2011</u> RM'000
Authorised:			
250,000,000 ordinary shares of RM1 each	<u>250,000</u>	<u>250,000</u>	<u>250,000</u>
Issued and fully paid:			
135,800,000 ordinary shares of RM1 each	<u>135,800</u>	<u>135,800</u>	<u>135,800</u>

16 RESERVES

(i) The statutory reserve is maintained in compliance with Section 36 of the Banking and Financial Institutions Act 1989 and is not distributable as cash dividends.

(ii) A single tier company tax was introduced effective 1 January 2008. Under this single tier system, tax on a company's profits is a final tax, and dividends distributed to shareholders will be exempted from tax. Companies with Section 108 tax credit balance are given an option to elect to move to a single tier system immediately or allowed to use the Section 108 credit balance for the purpose of dividend distribution during a transitional period of 6 years until 31 December 2013.

The Bank has elected to use its Section 108 credit balance for the purpose of dividend distribution during a transitional period of 6 years until 31 December 2013. The Section 108 balance of the Bank as at 31 December 2007 will be frozen and can only be adjusted downwards for any tax discharged, remitted or refunded during the 6 years period.

Subject to agreement by the Inland Revenue Board, the Bank has sufficient tax credits under Section 108(6) of the Income Tax Act, 1967 and tax exempt income to frank dividends out of its retained profits as at 31 December 2012.

(iii) Movement of the fair value reserve of available-for-sale securities is as follows:

	<u>2012</u> RM'000	<u>2011</u> RM'000
At 1 January	1,892	1,827
Net change in revaluation reserve of financial assets available-for-sale	407	86
Deferred taxation	(102)	(21)
At 31 December	<u>2,197</u>	<u>1,892</u>

BANK OF AMERICA MALAYSIA BERHAD
(Incorporated in Malaysia)

NOTES TO THE FINANCIAL STATEMENTS
FOR THE FINANCIAL YEAR ENDED 31 DECEMBER 2012 (CONTINUED)

17	INTEREST INCOME	<u>2012</u> RM'000	<u>2011</u> RM'000
	Loans, advances and financing	5,501	5,988
	Money at call and deposit placements with banks and other financial institutions	33,584	29,954
	Securities available-for-sale	2,870	1,887
	Securities held-for-trading	7,061	-
		<u>49,016</u>	<u>37,829</u>
18	INTEREST EXPENSE	<u>2012</u> RM'000	<u>2011</u> RM'000
	Deposits and placements of banks and other financial institutions	792	651
	Deposits from customers	13,497	7,727
	Others	1	3
		<u>14,290</u>	<u>8,381</u>
19	OTHER OPERATING INCOME	<u>2012</u> RM'000	<u>2011</u> RM'000
	<u>Fee income</u>		
	Commission	737	944
	Service charges and fees	3,746	3,964
	Guarantee fees	729	390
	Other fee income	1,800	1,507
	Total fee income	<u>7,012</u>	<u>6,805</u>
	<u>Gross dividend income from</u> Securities available-for-sale	13	13
	<u>Net loss arising from securities held-for-trading</u>		
	Net loss from sale of securities held-for-trading	(3,405)	-
	Unrealised revaluation loss on securities held-for-trading	(586)	-
	<u>Other income</u>		
	Unrealised (loss)/gain on revaluation of derivative instruments	(1,954)	1,193
	Realised foreign exchange gain	17,145	13,075
	Reimbursement of information technology expenses	255	1,776
	Gain on disposal of property, plant and equipment	66	1
	Others	-	40
		<u>18,546</u>	<u>22,903</u>

BANK OF AMERICA MALAYSIA BERHAD
(Incorporated in Malaysia)

NOTES TO THE FINANCIAL STATEMENTS
FOR THE FINANCIAL YEAR ENDED 31 DECEMBER 2012 (CONTINUED)

20 OTHER OPERATING EXPENSES

	<u>2012</u> RM'000	<u>2011</u> RM'000
<u>Personnel costs</u>		
Salaries, allowances and bonuses	12,711	8,515
Defined contribution plans	2,142	1,394
Other staff related cost	2,479	2,178
	<u>17,332</u>	<u>12,087</u>
<u>Establishment costs</u>		
Depreciation of property, plant and equipment	4,717	3,865
Rental of premises	1,020	922
Rental of equipment	751	757
Repair and maintenance	1,367	1,343
Information technology expenses	1,917	1,629
Others	1,280	1,235
	<u>11,052</u>	<u>9,751</u>
<u>Marketing expenses</u>		
Advertising and publicity	217	299
Others	232	154
	<u>449</u>	<u>453</u>
<u>Administration and general expenses</u>		
Auditors' remuneration		
- statutory audit fees	145	57
- non-audit fees	54	54
Communication expenses	3,057	791
Legal and professional fees	820	382
Stationery and postages	396	363
Shared administrative support expenses	7,488	12,152
Others	1,930	930
	<u>13,890</u>	<u>14,729</u>
	<u>42,723</u>	<u>37,020</u>

BANK OF AMERICA MALAYSIA BERHAD
(Incorporated in Malaysia)

NOTES TO THE FINANCIAL STATEMENTS
FOR THE FINANCIAL YEAR ENDED 31 DECEMBER 2012 (CONTINUED)

21 REMUNERATION OF CHIEF EXECUTIVE OFFICER ('CEO') AND DIRECTORS

The aggregate remuneration of the Directors of the Bank is as follows:

	<u>2012</u> RM'000	<u>2011</u> RM'000
Executive Directors and CEO:		
Salaries	1,066	682
Benefits-in-kind (based on estimated monetary value)	3	113
Bonus	833	149
Defined contribution plan	224	143
Others	-	64
Non-Executive Directors:		
Fees	108	100
	<u>2,234</u>	<u>1,251</u>

The remuneration attributable to the Chief Executive Officer of the Bank, including benefits-in-kind during the financial year amounted to RM2,126,113 (2011: RM1,151,211).

The remuneration of the Directors of the Bank is within the following bands:

	<u>2012</u> No. of Directors	<u>2011</u> No. of Directors
<u>Executive</u>		
RM:		
250,001 - 300,000	1	-
1,150,001 - 1,200,000	-	1
1,750,001 - 1,900,000	1	-
<u>Executive/Non-Executive/Independent</u>		
RM:		
0 - 50,000	<u>7</u>	<u>6</u>

BANK OF AMERICA MALAYSIA BERHAD
(Incorporated in Malaysia)

NOTES TO THE FINANCIAL STATEMENTS
FOR THE FINANCIAL YEAR ENDED 31 DECEMBER 2012 (CONTINUED)

22 WRITE BACK OF LOSSES ON LOANS, ADVANCES AND FINANCING

	<u>2012</u> RM'000	(Restated) <u>2011</u> RM'000
<u>Allowance for loans, advances and financing</u>		
Individual assessment allowance:		
- made during the financial year	68	48
- written back during the financial year	(58)	(944)
Collective assessment allowance:		
- written back during the financial	(520)	(2,029)
Bad debts on loans, advances and financing:		
- recovered	(65)	(117)
- written off	-	148
	<u>(575)</u>	<u>(2,894)</u>

23 SIGNIFICANT RELATED PARTY DISCLOSURES

(a) Related parties and relationships

The related parties of, and their relationship with the Bank are as follows:

<u>Related parties</u>	<u>Relationship</u>
Bank of America Corporation	Ultimate holding company
Bank America International Financial Corporation	Immediate holding company
Bank of America National Association - New York Branch	Branch of the ultimate holding company
Bank of America National Association - San Francisco Branch	Branch of the ultimate holding company
Bank of America National Association - Labuan Branch	Branch of the ultimate holding company
Bank of America National Association - Singapore Branch	Branch of the ultimate holding company
Bank of America National Association - London Branch	Branch of the ultimate holding company
Bank of America National Association - Canada Branch	Branch of the ultimate holding company
Bank of America National Association - Bangkok Branch	Branch of the ultimate holding company

BANK OF AMERICA MALAYSIA BERHAD
(Incorporated in Malaysia)

NOTES TO THE FINANCIAL STATEMENTS
FOR THE FINANCIAL YEAR ENDED 31 DECEMBER 2012 (CONTINUED)

23 **SIGNIFICANT RELATED PARTY DISCLOSURES (CONTINUED)**

(a) **Related parties and relationships (continued)**

The related parties of, and their relationship with the Bank are as follows (continued):

<u>Related parties</u>	<u>Relationship</u>
Bank of America National Association - Jakarta Branch	Branch of the ultimate holding company
Bank of America National Association - Mumbai Branch	Branch of the ultimate holding company
Bank of America National Association - Sydney Branch	Branch of the ultimate holding company
Bank of America National Association - Tokyo Branch	Branch of the ultimate holding company
Bank of America National Association - Hong Kong Branch	Branch of the ultimate holding company
Smith Zain (Penang) Sdn. Bhd.	Subsidiary of the ultimate holding company
Merrill Lynch International	Subsidiary of the ultimate holding company
Key management personnel	The key management personnel of the Bank consists of: <ul style="list-style-type: none"> (i) All Directors of the Bank (ii) Senior management of the Bank
Related parties of key management personnel (deemed as related to the Bank)	<ul style="list-style-type: none"> (i) Close family members and dependents of key management personnel (ii) Entities that are controlled, jointly controlled or significantly influenced by, or for which significant voting power in such entity resides with, directly or indirectly by key management personnel or its close family members

BANK OF AMERICA MALAYSIA BERHAD
(Incorporated in Malaysia)

NOTES TO THE FINANCIAL STATEMENTS
FOR THE FINANCIAL YEAR ENDED 31 DECEMBER 2012 (CONTINUED)

23 SIGNIFICANT RELATED PARTY DISCLOSURES (CONTINUED)

(b) Significant related party balances and transactions

A number of banking transactions are entered into with related parties in the normal course of business. These transactions were carried out on commercial terms and at market rates. The volume of related party transactions, outstanding balances at the financial year end, and the corresponding expense and income for the financial year are as follows:

	Key management personnel RM'000	Other related companies RM'000
<u>2012</u>		
<u>Income</u>		
Interest on deposits and placements with other financial institutions	-	326
Interest on loans, advances and financing	11	-
Management fee	-	305
Other fee income	-	1,145
Reimbursement of information technology expenses	-	255
	<u>11</u>	<u>2,031</u>
<u>Expenditure</u>		
Interest on deposits and placements of banks and other financial institutions	-	389
Interest on deposits from customers	-	329
Management fee	-	7,488
	<u>-</u>	<u>8,206</u>
<u>Amount due from</u>		
Deposits and placements	-	306,218
Loans, advances and financing	388	-
Interest receivable	-	8
	<u>388</u>	<u>306,226</u>
<u>Amount due to</u>		
Deposits and placements	-	544,800
Interest payable	-	50
	<u>-</u>	<u>544,850</u>

BANK OF AMERICA MALAYSIA BERHAD
(Incorporated in Malaysia)

NOTES TO THE FINANCIAL STATEMENTS
FOR THE FINANCIAL YEAR ENDED 31 DECEMBER 2012 (CONTINUED)

23 **SIGNIFICANT RELATED PARTY DISCLOSURES (CONTINUED)**

(b) Significant related party balances and transactions (continued)

	Key management <u>personnel</u> RM'000	Other related <u>companies</u> RM'000
<u>2011</u>		
<u>Income</u>		
Interest on deposits and placements with other financial institutions	-	177
Interest on loans, advances and financing	13	-
Reimbursement of information technology expenses	-	1,776
Management fee	-	317
	<u>13</u>	<u>2,270</u>
<u>Expenditure</u>		
Interest on deposits and placements of banks and other financial institutions	-	423
Interest on deposits from customers	-	188
Management fee	-	12,152
	<u>-</u>	<u>12,763</u>
<u>Amount due from</u>		
Deposits and placements	-	170,880
Loans, advances and financing	415	-
Interest receivable	-	1
	<u>415</u>	<u>170,881</u>
<u>Amount due to</u>		
Deposits and placements	-	56,699
Interest payable	-	108
	<u>-</u>	<u>56,807</u>
<u>Approved limit</u>		
	<u>2012</u>	<u>2011</u>
	RM'000	RM'000
The approved limit on loans, advances and financing for key management personnel	<u>800</u>	<u>1,170</u>

BANK OF AMERICA MALAYSIA BERHAD
(Incorporated in Malaysia)

NOTES TO THE FINANCIAL STATEMENTS
FOR THE FINANCIAL YEAR ENDED 31 DECEMBER 2012 (CONTINUED)

23 SIGNIFICANT RELATED PARTY DISCLOSURES (CONTINUED)

(c) Key management personnel

The remuneration of key management personnel are as follows:

	<u>2012</u> RM'000	<u>2011</u> RM'000
Short-term employee benefits:		
Fees	108	100
Salary and other remuneration	2,888	1,798
Benefits-in-kind	2	177
	<u>2,998</u>	<u>2,075</u>

The above remuneration includes Directors remuneration as disclosed in Note 21 to the financial statements.

24 TAXATION

	<u>2012</u> RM'000	<u>2011</u> RM'000
Malaysian income tax:		
Current year	4,281	4,232
Under/(over) provision of prior years taxation	(759)	(569)
Deferred taxation (Note 8)	(332)	(391)
Tax charge for the financial year	<u>3,190</u>	<u>3,272</u>

Reconciliation between tax charge and the Malaysian tax rate is as follows:

	<u>2012</u> RM'000	<u>2011</u> RM'000
Profit before taxation	<u>11,124</u>	<u>18,225</u>
Tax calculated at rate of 25% (2011: 25%)	2,783	4,557
Income not subject to tax	(3)	-
Expenses not deductible for tax purposes	613	214
Under/(over) provision of deferred taxation in prior years	556	(930)
Under/(over) provision of prior years' taxation	(759)	(569)
Tax expense for the financial year	<u>3,190</u>	<u>3,272</u>

Company No.

310983	V
--------	---

BANK OF AMERICA MALAYSIA BERHAD
(Incorporated in Malaysia)

NOTES TO THE FINANCIAL STATEMENTS
FOR THE FINANCIAL YEAR ENDED 31 DECEMBER 2012 (CONTINUED)

25 COMMITMENTS AND CONTINGENCIES

In the normal course of business, the Bank makes various commitments and incurs certain contingent liabilities with legal recourse to its customers. No material losses are anticipated as a result of these transactions.

The commitments and contingencies constitute the followings:

<u>Description</u>	<u>31.12.2012</u> Principal amount RM'000	<u>31.12.2011</u> Principal amount RM'000	<u>1.1.2011</u> Principal amount RM'000
Direct credit substitutes	52,208	38,497	26,302
Transaction related contingent Items	22,976	20,763	69,017
Short-term self liquidating trade related contingencies	1,438	4,517	2,206
Foreign exchange related contracts:			
One year or less	2,175,436	2,210,292	1,842,776
Over one year to five years	-	37,728	-
Other commitments, such as formal standby facilities and credit lines, with an original maturity of up to one year	324,389	345,937	379,559
Total	<u>2,576,447</u>	<u>2,657,734</u>	<u>2,319,860</u>

BANK OF AMERICA MALAYSIA BERHAD
(Incorporated in Malaysia)

NOTES TO THE FINANCIAL STATEMENTS
FOR THE FINANCIAL YEAR ENDED 31 DECEMBER 2012 (CONTINUED)

26 EARNINGS PER SHARE

The earnings per share has been calculated based on net profit for the financial year of RM7,934,111 (2011: RM14,952,851) and the weighted average number of ordinary shares in issue during the financial year of RM135,800,000 (2011: RM135,800,000).

27 CAPITAL ADEQUACY

The capital adequacy ratios of the Bank are as follows:

	<u>31.12.2012</u> RM'000	(Restated) <u>31.12.2011</u> RM'000	(Restated) <u>1.1.2011</u> RM'000
<u>Tier-I Capital</u>			
Share capital	135,800	135,800	135,800
Statutory reserve	128,357	126,373	122,835
Retained profits	232,105	226,155	214,740
	<u>496,262</u>	<u>488,328</u>	<u>473,375</u>
Less: Deferred tax asset	-	-	-
Total Tier-I capital	<u>496,262</u>	<u>488,328</u>	<u>473,375</u>
<u>Tier-II Capital</u>			
Collective assessment allowance *	539	1,076	2,761
Total capital base	<u>496,801</u>	<u>489,404</u>	<u>476,136</u>

* Excludes collective assessment allowance on impaired loans restricted from Tier-II Capital of the Bank of RM70,350 (31.12.2011: RM52,765; 1.1.2011: RM397,247)

<u>Capital ratios</u>	<u>31.12.2012</u>	(Restated) <u>31.12.2011</u>	(Restated) <u>1.1.2011</u>
Core capital ratio	59.03%	115.39%	90.30%
Risk-weighted capital ratio	<u>59.09%</u>	<u>115.65%</u>	<u>90.83%</u>

The detailed disclosures on the risk-weighted assets as set out in Notes 27(a), (b), and (c) to the financial statements are presented in accordance with Bank Negara Malaysia's revised Risk-Weighted Capital Adequacy Framework: Standardised Approach for Credit and Market Risk, and Basic Indicator Approach for Operational Risk (Basel II).

Company No.

310983	V
--------	---

BANK OF AMERICA MALAYSIA BERHAD
(Incorporated in Malaysia)

NOTES TO THE FINANCIAL STATEMENTS
FOR THE FINANCIAL YEAR ENDED 31 DECEMBER 2012 (CONTINUED)

27 CAPITAL ADEQUACY (CONTINUED)

The breakdown of risk-weighted assets in the various categories of risk-weights:

	31.12.2012		31.12.2011		1.1.2011	
	<u>Principal</u> RM'000	<u>Risk-weighted</u> RM'000	<u>Principal</u> RM'000	<u>Risk-weighted</u> RM'000	<u>Principal</u> RM'000	<u>Risk-weighted</u> RM'000
(i) Credit risk						
0%	1,142,835	-	1,165,761	-	770,399	-
20%	349,029	69,806	182,679	36,536	578,721	115,744
35%	624	218	809	283	955	334
50%	28,558	14,279	88,555	44,278	258,521	129,261
75%	610	458	707	530	654	490
100%	264,125	264,125	254,624	254,624	192,005	192,005
	<u>1,785,781</u>	<u>348,886</u>	<u>1,693,135</u>	<u>336,251</u>	<u>1,801,255</u>	<u>437,834</u>
(ii) Market risk [#]	-	396,945	-	1,919	-	774
(iii) Operational risk	-	94,904	-	85,017	-	85,625
	<u>1,785,781</u>	<u>840,735</u>	<u>1,693,135</u>	<u>423,187</u>	<u>1,801,255</u>	<u>524,233</u>

[#] The capital adequacy ratios have incorporated market risk pursuant to BNM's guideline on Market Risk Capital Adequacy Framework which is effective from 1 April 2005.

Pursuant to BNM's circular, "Recognition of Deferred Tax Assets ('DTA') and Treatment of DTA for RWCR Purposes" dated 8 August 2003, deferred tax income/(expense) is excluded from the computation of Tier 1 capital and deferred tax assets are excluded from the calculation of risk weighted assets.

Company No.

310983	V
--------	---

BANK OF AMERICA MALAYSIA BERHAD
(Incorporated in Malaysia)

NOTES TO THE FINANCIAL STATEMENTS
FOR THE FINANCIAL YEAR ENDED 31 DECEMBER 2012 (CONTINUED)

27 CAPITAL ADEQUACY (CONTINUED)

(a) The breakdown of the Bank's risk-weighted assets ("RWA") by exposures is as follows:

31.12.2012 <u>Exposure class</u>	<u>Gross Exposures</u> RM'000	<u>Net exposures</u> RM'000	<u>Risk weighted assets</u> RM'000	<u>Capital requirements</u> RM'000
<u>Credit risk</u>				
On-balance sheet exposures:				
Sovereigns/central banks	1,140,662	1,140,662	-	-
Banks, Development Financial Institutions ("DFIs") and Multilateral Development Banks ("MDBs")	347,189	347,189	69,815	5,585
Corporates	135,563	135,563	129,081	10,326
Residential mortgages	1,292	1,292	705	56
Other assets	15,058	15,058	12,885	1,031
Defaulted exposures	182	182	178	14
Total on-balance sheet exposures	1,639,946	1,639,946	212,664	17,012
Off-balance sheet exposures:				
OTC derivatives	18,039	18,039	14,523	1,162
Off-balance sheet exposures other than OTC derivatives or credit derivatives	128,861	127,796	121,699	9,736
Total off-balance sheet exposures	146,900	145,835	136,222	10,898
Total on and off-balance sheet exposures	1,786,846	1,785,781	348,886	27,910
<u>Market risk</u>				
	<u>Long position</u> RM'000	<u>Short position</u> RM'000		
Foreign currency risk	3,499	167,815	167,815	13,425
Interest rate risk			229,130	18,330
Total market risk exposure			396,945	31,755
<u>Operational risk</u>			94,904	7,592
Total RWA and capital requirements			840,735	67,257

BANK OF AMERICA MALAYSIA BERHAD
(Incorporated in Malaysia)

NOTES TO THE FINANCIAL STATEMENTS
FOR THE FINANCIAL YEAR ENDED 31 DECEMBER 2012 (CONTINUED)

27 CAPITAL ADEQUACY (CONTINUED)

(a) The breakdown of the Bank's risk-weighted assets ("RWA") by exposures is as follows:
(continued)

31.12.2011 <u>Exposure class</u>	<u>Gross exposures</u> RM'000	<u>Net exposures</u> RM'000	<u>Risk weighted assets</u> RM'000	<u>Capital requirements</u> RM'000
<u>Credit risk</u>				
On-balance sheet exposures:				
Sovereigns/central banks	1,163,343	1,163,343	-	-
Banks, Development Financial Institutions ("DFIs") and Multilateral Development Banks ("MDBs")	227,473	227,473	59,686	4,775
Corporates	130,174	130,174	120,377	9,630
Residential mortgages	1,707	1,707	912	73
Other assets	18,930	18,930	16,512	1,321
Defaulted exposures	131	131	127	10
Total on-balance sheet exposures	1,541,758	1,541,758	197,614	15,809
Off-balance sheet exposures:				
OTC derivatives	33,126	33,126	28,629	2,290
Off-balance sheet exposures other than OTC derivatives or credit derivatives	118,969	118,251	110,008	8,801
Total off-balance sheet exposure	152,095	151,377	138,637	11,091
Total on and off-balance sheet exposures	1,693,853	1,693,135	336,251	26,900
<u>Market risk</u>				
	<u>Long position</u> RM'000	<u>Short position</u> RM'000		
Foreign currency risk	1,919	5	1,919	154
<u>Operational risk</u>			85,017	6,801
Total RWA and capital requirements			423,187	33,855

Company No.

310983 V

BANK OF AMERICA MALAYSIA BERHAD
(Incorporated in Malaysia)

NOTES TO THE FINANCIAL STATEMENTS
FOR THE FINANCIAL YEAR ENDED 31 DECEMBER 2012 (CONTINUED)

27 CAPITAL ADEQUACY (CONTINUED)

(a) The breakdown of the Bank's risk-weighted assets ("RWA") by exposures is as follows:
(continued)

1.1.2011 <u>Exposure class</u>	<u>Gross exposures</u> RM'000	<u>Net exposures</u> RM'000	<u>Risk weighted assets</u> RM'000	<u>Capital requirements</u> RM'000
<u>Credit risk</u>				
On-balance sheet exposures:				
Sovereigns/central banks	769,236	769,236	-	-
Banks, Development Financial Institutions ("DFIs") and Multilateral Development Banks ("MDBs")	782,707	782,707	222,817	17,825
Corporates	74,570	74,570	61,534	4,922
Residential mortgages	1,766	1,766	903	72
Other assets	13,625	13,625	12,462	996
Defaulted exposures	52	52	52	4
Total on-balance sheet exposures	1,641,956	1,641,956	297,768	23,819
Off-balance sheet exposures:				
OTC derivatives	22,939	22,939	9,139	731
Off-balance sheet exposures other than OTC derivatives or credit derivatives	137,163	136,360	130,927	10,474
Total off-balance sheet exposures	160,102	159,299	140,066	11,205
Total on and off-balance sheet exposures	1,802,058	1,801,255	437,834	35,024
<u>Market risk</u>				
	<u>Long position</u> RM'000	<u>Short position</u> RM'000		
Foreign currency risk	774	425	774	62
<u>Operational risk</u>			85,625	6,717
Total RWA and capital requirements			524,233	41,803

BANK OF AMERICA MALAYSIA BERHAD
(Incorporated in Malaysia)

**NOTES TO THE FINANCIAL STATEMENTS
FOR THE FINANCIAL YEAR ENDED 31 DECEMBER 2012 (CONTINUED)**

27 CAPITAL ADEQUACY (CONTINUED)

(b) The breakdown of the Bank's credit risk exposures by risk weights is as follows:

31.12.2012 Risk weights	Exposures after netting and credit risk mitigation (RM'000)										Total risk weighted assets
	Sovereigns/ Central banks	Public Sector Entities	Banks, Development Financial Institutions and MDBs	Corporates	Residential mortgages	Higher risk assets	Other assets	Equity	Total exposures after netting and credit risk mitigation		
0%	1,140,662	-	-	-	-	-	2,173	-	1,142,835	-	-
20%	-	-	347,439	1,590	-	-	-	-	349,029	-	69,806
35%	-	-	-	-	624	-	-	-	624	-	218
50%	-	-	18,072	10,421	65	-	-	-	28,558	-	14,279
75%	-	-	-	-	610	-	-	-	610	-	458
100%	-	-	-	251,065	175	-	12,885	-	264,125	-	264,125
Total exposures	1,140,662	-	365,511	263,076	1,474	-	15,058	-	1,785,781	-	348,886
Risk weighted assets by exposure Average risk weight Deduction from capital base	-	-	78,524	256,594	883	-	12,885	-	-	-	19.54%
	0.00%	0.00%	21.48%	97.54%	59.91%	0.00%	85.57%	0.00%	-	0.00%	

BANK OF AMERICA MALAYSIA BERHAD
(Incorporated in Malaysia)

**NOTES TO THE FINANCIAL STATEMENTS
FOR THE FINANCIAL YEAR ENDED 31 DECEMBER 2012 (CONTINUED)**

27 CAPITAL ADEQUACY (CONTINUED)

(b) The breakdown of the Bank's credit risk exposures by risk weights is as follows: (continued)

1.1.2011 Risk weights	Exposures after netting and credit risk mitigation (RM'000)										Total exposures after netting and credit risk mitigation	Total risk weighted assets
	Sovereigns/ Central banks	Public Sector Entities	Banks, Development Financial Institutions and MDBs	Corporates	Residential mortgages	Higher risk assets	Other assets	Equity				
0%	769,236	-	-	-	-	-	-	-	-	-	770,399	-
20%	-	-	577,131	1,590	-	-	-	-	-	-	578,721	115,744
35%	-	-	-	-	955	-	-	-	-	-	955	334
50%	-	-	234,836	23,527	158	-	-	-	-	-	258,521	129,261
75%	-	-	-	-	654	-	-	-	-	-	654	490
100%	-	-	-	179,491	52	-	-	-	-	-	192,005	192,005
Total exposures	769,236	-	811,967	204,608	1,819	-	13,625	-	-	1,801,255		
Risk weighted assets by exposure Average risk weight Deduction from capital base	-	-	232,844	191,573	955	-	12,462	-	-	437,834		437,834
	0.00%	0.00%	28.68%	93.63%	52.50%	0.00%	91.46%	0.00%	0.00%	24.31%		24.31%

Company No.

310983	V
--------	---

BANK OF AMERICA MALAYSIA BERHAD
(Incorporated in Malaysia)

NOTES TO THE FINANCIAL STATEMENTS
FOR THE FINANCIAL YEAR ENDED 31 DECEMBER 2012 (CONTINUED)

27 CAPITAL ADEQUACY (CONTINUED)

(c) The Off-Balance Sheet exposures and their related counterparty credit risk of the Bank are as follows:

31.12.2012 <u>Description</u>	<u>Principal amount</u> RM'000	Positive fair value of derivative contracts RM'000	Credit equivalent amount* RM'000	Risk weighted assets RM'000
Direct credit substitutes	52,208	-	52,208	47,021
Transaction related contingent items	22,976	-	11,488	9,629
Short term self liquidating trade related contingencies	1,438	-	287	171
Foreign exchange related contracts				
One year or less	2,175,436	3,966	18,039	14,523
Other commitments, such as formal standby facilities and credit lines, with an original maturity of up to one year	324,389	-	64,878	64,878
Total	2,576,447	3,966	146,900	136,222

31.12.2011 <u>Description</u>	<u>Principal amount</u> RM'000	Positive fair value of derivative contracts RM'000	Credit equivalent amount* RM'000	Risk weighted assets RM'000
Direct credit substitutes	38,497	-	38,497	31,702
Transaction related contingent items	20,763	-	10,382	8,543
Short-term self liquidating trade related contingencies	4,517	-	903	576
Foreign exchange related contracts				
One year or less	2,210,292	18,881	30,756	26,259
Over one year to five years	37,728	484	2,370	2,370
Other commitments, such as formal standby facilities and credit lines, with an original maturity of up to one year	345,937	-	69,187	69,187
Total	2,657,734	19,365	152,095	138,637

BANK OF AMERICA MALAYSIA BERHAD
(Incorporated in Malaysia)

NOTES TO THE FINANCIAL STATEMENTS
FOR THE FINANCIAL YEAR ENDED 31 DECEMBER 2012 (CONTINUED)

27 CAPITAL ADEQUACY (CONTINUED)

- (c) The Off-Balance Sheet exposures and their related counterparty credit risk of the Bank are as follows: (continued)

1.1.2011 <u>Description</u>	<u>Principal amount</u> RM'000	Positive fair value of derivative <u>contracts</u> RM'000	Credit equivalent <u>amount*</u> RM'000	Risk weighted <u>assets</u> RM'000
Direct credit substitutes	26,302	-	26,302	23,607
Transaction related contingent items	69,017	-	34,509	31,183
Short term self liquidating trade related contingencies	2,206	-	441	226
Foreign exchange related contracts				
One year or less	1,842,776	17,105	22,939	9,139
Other commitments, such as formal standby facilities and credit lines, with an original maturity of up to one year	379,559	-	75,912	75,912
Total	2,319,860	17,105	160,103	140,067

- * *The credit equivalent amount is arrived at using the credit conversion factor as per Bank Negara Malaysia Guidelines.*

- (d) The Off-Balance Sheet exposures and their related counterparty credit risk of the Bank are as follows:

In the normal course of business, the Bank make various commitments and incurs certain contingent liabilities with legal recourse to their customers. No material losses are anticipated as a result of these transactions.

Nature of commitments and contingencies

Direct credit substitutes comprise guarantees undertaken by the Bank to support the financial obligations of their customers to third parties.

Certain transactions related contingent items represent financial products whose crystallisations are dependent on specific events other than default payment by the customers. They include performance related contingencies and standby letter of credit.

Short-term self liquidating trade-related contingencies relate to bills of exchange which have been endorsed by the Bank and represent liabilities in the event of default by the acceptors and the drawers of the bills.

Foreign exchange related contracts are agreements or options to buy or sell fixed amounts of currency at agreed rates of exchange on a specified future date.

BANK OF AMERICA MALAYSIA BERHAD
(Incorporated in Malaysia)

NOTES TO THE FINANCIAL STATEMENTS
FOR THE FINANCIAL YEAR ENDED 31 DECEMBER 2012 (CONTINUED)

28 USE OF FINANCIAL INSTRUMENTS

A Financial risk management objectives and policies

The financial risk management objectives and policies of Bank of America Malaysia Berhad ("BAMB") are managed by the various risk committees within BAMB, and are guided by the Risk Framework of its ultimate holding company, Bank of America Corporation ("BAC").

Market risk management

Market risk is the risk that value of assets and liabilities or revenues will be adversely affected by changes in market conditions.

Market risk is inherent in BAMB's operations and arises from both trading and non-trading positions. Trading exposures represent positions taken in a wide range of financial instruments and markets which expose BAMB to various risks, such as interest rate and foreign exchange. BAMB manages these risks by using trading strategies and other hedging actions which encompass a variety of financial instruments in both the cash and derivatives markets. Non-trading exposures arise from its Corporate Treasury activities, as part of International Treasury, as a consequence of the mismatch of assets and liabilities in the banking book. Corporate Treasury is also exposed to market risk as a consequence of its use of derivatives to mitigate the risks associated from this mismatch.

BAMB uses Value-At-Risk (VaR) as one key risk measure to evaluate the risks in its trading activities. VaR represents the potential market value loss resulting from changes in market variables, during a given holding period, measured at a specified confidence level. It reflects the volatility of the positions in the portfolio and how strongly the risks are correlated. VaR is subject to trading limits within an individual business and all limit excesses are communicated to senior management for review.

BAMB's VaR is based on its own internal VaR model. It is a Historical Simulation based model and uses 3 years of historical market data at the 99% confidence level. The VaR model is designed to take into account various market risk factors such as interest rate, spreads, equity price, foreign exchange rate, commodity price and volatility.

In order to supplement the VaR measure, BAMB also uses stress testing to estimate the value change in the trading portfolio that may result from extreme, though plausible, market movements. Within BAMB, stress tests are run for both historical and hypothetical scenarios and the results are presented to senior management as part of the regular reporting process.

BANK OF AMERICA MALAYSIA BERHAD
(Incorporated in Malaysia)

NOTES TO THE FINANCIAL STATEMENTS
FOR THE FINANCIAL YEAR ENDED 31 DECEMBER 2012 (CONTINUED)

28 USE OF FINANCIAL INSTRUMENTS

A Financial risk management objectives and policies (continued)

Credit risk management

Credit risk is the risk of loss arising from the inability or failure of a borrower or counterparty to meet its obligations.

BAC manages credit risk based on the risk profile of the borrower or counterparty, repayment sources, the nature of underlying collateral, and other supports given current events, conditions and expectations. Credit risk management starts with an assessment of the credit risk profile of the borrower or counterparty based on an analysis of their financial position. As part of the overall credit risk assessment of a borrower or counterparty, credit exposures are assigned a risk rating and are subject to approval based on defined credit approval standards. Subsequent to approving credit limits, risk ratings are monitored on an ongoing basis. If necessary, risk ratings are adjusted to reflect changes in the financial condition, cash flow or financial situation of a borrower or counterparty. The credit underwriting and monitoring of BAMB is in line with BAC's global Core Credit Policy.

Risk Management, as well as supporting units, is responsible for the ongoing management and administration of credit risk at the borrower level by:

- Monitoring borrower risk ratings on an ongoing basis, and if necessary, adjusting to reflect changes in the financial condition, cash flow, risk profile or outlook of a borrower or counterparty;
- Monitoring performance by updating the customer analysis and reviewing periodically;
- Monitoring collateral;
- Undertaking periodic portfolio reviews to ensure management is aware of borrower specific trends for a given portfolio;
- Recognizing developing problems and promptly bringing them to the attention of management;
- Taking prompt corrective action on past due and non-accrual loans; and
- Maintaining proper credit file documentation and determining compliance with all loan covenants periodically.

Liquidity risk management

Liquidity risk is the potential inability to meet contractual and contingent financial obligations, on- or off-balance sheet, as they come due. The primary liquidity risk management objective is to develop a strategy and execution plan to ensure BAMB can meet contractual and contingent financial obligations through market cycles and periods of liquidity stress. With the BAMB Liquidity Risk Policy and Contingency Funding Plan, BAMB will ensure that adequate internal governance, controls, systems and risk management practices are employed to manage this liquidity risk.

BANK OF AMERICA MALAYSIA BERHAD
(Incorporated in Malaysia)

NOTES TO THE FINANCIAL STATEMENTS
FOR THE FINANCIAL YEAR ENDED 31 DECEMBER 2012 (CONTINUED)

28 **USE OF FINANCIAL INSTRUMENTS (CONTINUED)**

A **Financial risk management objectives and policies** (continued)

Liquidity risk management (continued)

BAMB has in place the following liquidity risk mitigation:

- The liquidity policy and the contingency funding plan are in place and reviewed at least annually;
- Set limit or guideline structures are in place and monitored daily;
- Local governance is provided through the Asset and Liability Committee ("ALCO"), which meets on a bi-monthly basis and is provided with regular updates on market conditions and liquidity-related reporting;
- Liquidity stress tests are conducted regularly, both for regulatory purposes but also for internal stress-testing; and
- Established internal control and reporting processes with support partners are in place.

Operational risk management

BAC defines operational risk as the risk of loss resulting from inadequate or failed internal processes, people, and systems, or from external events. BAC classifies Operational Risk using the Basel II Categories and definitions as follows: Internal Fraud, External Fraud, Employment Practices and Workplace Safety, Clients, Products, and Business Practices, Damage to Physical Assets, Business Disruption and System Failures, Execution, Delivery, and Process Management.

BAMB has a robust operational risk management framework. Within BAMB, the Local Management Team ("LMT") is responsible for monitoring the Malaysia business operations. Each Line of Business ("LOB"), which are represented within the LMT, are responsible for all the risks within the business including operational risks. Operational risk are managed through corporate-wide or LOB specific policies and procedures, controls, and monitoring tools. Examples of these include data reconciliation processes, fraud prevention, transaction processing monitoring and analysis and business recovery planning.

BANK OF AMERICA MALAYSIA BERHAD
(Incorporated in Malaysia)

**NOTES TO THE FINANCIAL STATEMENTS
FOR THE FINANCIAL YEAR ENDED 31 DECEMBER 2012 (CONTINUED)**

28 **USE OF FINANCIAL INSTRUMENTS (CONTINUED)**

B Interest rate risk

The tables below summarise the Bank's exposure to interest rate risks. Included in the tables are the Bank's assets and liabilities at carrying amounts, categorised by the earlier of contractual repricing or maturity dates. The off-balance sheet gap represents the net notional amounts of all interest rate sensitive derivative financial instruments. As interest rates and yield curves change over time the Bank may be exposed to a loss in earnings due to the effects of interest rates on the structure of the balance sheet. Sensitivity to interest rates arises from mismatches in the repricing dates, cash flows and other characteristics of the assets and their corresponding liability funding.

<u>31.12.2012</u>	<u>Up to</u>	<u>>1 - 3</u>	<u>>3 - 12</u>	<u>>1 - 5</u>	<u>Over</u>	<u>Non-</u>	<u>Trading</u>	<u>Total</u>
<u>Assets</u>	<u>1 month</u>	<u>months</u>	<u>months</u>	<u>years</u>	<u>5 years</u>	<u>interest</u>	<u>book</u>	<u>Total</u>
	<u>RM'000</u>	<u>RM'000</u>	<u>RM'000</u>	<u>RM'000</u>	<u>RM'000</u>	<u>bearing</u>	<u>RM'000</u>	<u>RM'000</u>
Cash and short-term funds	1,313,523	-	-	-	-	13,838	-	1,327,361
Deposits and placements with banks	-	989	-	-	-	-	-	989
Securities held-for-trading	-	-	-	-	-	-	605,456	605,456
Securities available-for-sale	49,881	36,509	29,753	-	-	4,759	-	120,902
Loans, advances and financing	14,838	97,106	49,194	15,027	2,094	(1,379) [^]	-	176,880
Statutory deposit with								
Bank Negara Malaysia	-	-	-	-	-	2,300	-	2,300
Other assets	-	-	-	-	-	699	-	699
Derivative assets	-	-	-	-	-	-	4,384	4,384
Property, plant and equipment	-	-	-	-	-	7,809	-	7,809
Tax recoverable	-	-	-	-	-	2,396	-	2,396
Total assets	1,378,242	134,604	78,947	15,027	2,094	30,422	609,840	2,249,176

[^] The negative balance represents individual assessment allowance and collective assessment allowance for loans, advances and financing in accordance with the Bank's accounting policy on allowance for losses on loans, advances and financing.

BANK OF AMERICA MALAYSIA BERHAD
(Incorporated in Malaysia)

**NOTES TO THE FINANCIAL STATEMENTS
FOR THE FINANCIAL YEAR ENDED 31 DECEMBER 2012 (CONTINUED)**

28 USE OF FINANCIAL INSTRUMENTS (CONTINUED)

B Interest rate risk (continued)

	Up to 1 month RM'000	>1 - 3 months RM'000	>3 - 12 months RM'000	>1 - 5 years RM'000	Over 5 years RM'000	Non- interest bearing RM'000	Trading book RM'000	Total RM'000
31.12.2012								
Liabilities								
Deposits from customers	540,681	58,975	3,274	1,281	-	529,903	-	1,134,114
Deposits and placements of banks and other financial institutions	500,925	64,364	-	-	-	12,364	-	577,653
Bills and acceptances payable	-	-	-	-	-	22,249	-	22,249
Other liabilities	-	-	-	-	-	7,961	1,837	9,798
Derivative liabilities	-	-	-	-	-	-	5,145	5,145
Deferred tax liabilities	-	-	-	-	-	1,758	-	1,758
Total liabilities	1,041,606	123,339	3,274	1,281	-	574,235	6,982	1,750,717
On-balance sheet - interest rate gap	336,636	11,265	75,673	13,746	2,094			

BANK OF AMERICA MALAYSIA BERHAD
(Incorporated in Malaysia)

**NOTES TO THE FINANCIAL STATEMENTS
FOR THE FINANCIAL YEAR ENDED 31 DECEMBER 2012 (CONTINUED)**

28 USE OF FINANCIAL INSTRUMENTS (CONTINUED)

B Interest rate risk (continued)

(Restated) 31.12.2011	Up to 1 month RM'000	>1 - 3 months RM'000	>3 - 12 months RM'000	>1 - 5 years RM'000	Over 5 years RM'000	Non- interest bearing RM'000	Trading book RM'000	Total RM'000
Assets								
Cash and short-term funds	1,264,583	-	-	-	-	15,373	-	1,279,956
Deposits and placements with banks	-	6,006	-	-	-	-	-	6,006
Securities available-for-sale	49,893	-	-	-	-	4,356	-	54,249
Loans, advances and financing	62,509	98,754	6,766	18,378	2,430	(1,889) [^]	-	186,948
Statutory deposit with Bank Negara Malaysia	-	-	-	-	-	1,000	-	1,000
Other assets	-	-	-	-	-	1,147	-	1,147
Derivative assets	19,567	-	-	-	-	-	-	19,567
Property, plant and equipment	-	-	-	-	-	9,823	-	9,823
Tax recoverable	-	-	-	-	-	2,334	-	2,334
Total assets	1,396,552	104,760	6,766	18,378	2,430	32,144	-	1,561,030

[^] The negative balance represents individual assessment allowance and collective assessment allowance for loans, advances and financing in accordance with the Bank's accounting policy on allowance for losses on loans, advances and financing.

BANK OF AMERICA MALAYSIA BERHAD
(Incorporated in Malaysia)

**NOTES TO THE FINANCIAL STATEMENTS
FOR THE FINANCIAL YEAR ENDED 31 DECEMBER 2012 (CONTINUED)**

28 **USE OF FINANCIAL INSTRUMENTS (CONTINUED)**

B	Interest rate risk (continued)	Up to 1 month RM'000	>1 - 3 months RM'000	>3 - 12 months RM'000	>1 - 5 years RM'000	Over 5 years RM'000	Non- interest bearing RM'000	Trading book RM'000	Total RM'000
	(Restated)								
	31.12.2011								
	Liabilities								
	Deposits from customers	473,305	28,395	21,412	877	-	429,937	-	953,926
	Deposits and placements of banks and other financial institutions	46,611	-	-	-	-	9,564	-	56,175
	Bills and acceptances payable	-	-	-	-	-	37,839	-	37,839
	Other liabilities	-	-	-	-	-	2,522	-	2,522
	Derivative liabilities	18,360	-	-	-	-	-	-	18,360
	Deferred tax liabilities	-	-	-	-	-	1,988	-	1,988
	Total liabilities	538,276	28,395	21,412	877	-	481,850	-	1,070,810
	On balance sheet - interest rate gap	858,276	76,365	(14,646)	17,501	2,430			

BANK OF AMERICA MALAYSIA BERHAD
(Incorporated in Malaysia)

**NOTES TO THE FINANCIAL STATEMENTS
FOR THE FINANCIAL YEAR ENDED 31 DECEMBER 2012 (CONTINUED)**

28 **USE OF FINANCIAL INSTRUMENTS (CONTINUED)**

B	Interest rate risk (continued)	(Restated) 1.1.2011	Up to 1 month RM'000	>1 - 3 months RM'000	>3 - 12 months RM'000	>1 - 5 years RM'000	Over 5 years RM'000	Non- interest bearing RM'000	Trading book RM'000	Total RM'000
	Cash and short-term funds	1,050,911	150,228	-	-	-	-	15,845	-	1,216,984
	Securities available-for-sale	59,924	54,690	-	-	-	-	4,271	-	118,885
	Loans, advances and financing	116,038	149,399	5,373	24,822	3,601	(4,814) [^]	-	-	294,419
	Statutory deposit with Bank Negara Malaysia	-	-	-	-	-	-	900	-	900
	Other assets	-	-	-	-	-	-	2,225	-	2,225
	Derivative assets	17,500	-	-	-	-	-	-	-	17,500
	Property, plant and equipment	-	-	-	-	-	-	7,427	-	7,427
	Tax recoverable	-	-	-	-	-	-	588	-	588
	Total assets	1,244,373	354,317	5,373	24,822	3,601	26,442	-	-	1,658,928

[^] The negative balance represents individual assessment allowance and collective assessment allowance for loans, advances and financing in accordance with the Bank's accounting policy on allowance for losses on loans, advances and financing.

BANK OF AMERICA MALAYSIA BERHAD
(Incorporated in Malaysia)

**NOTES TO THE FINANCIAL STATEMENTS
FOR THE FINANCIAL YEAR ENDED 31 DECEMBER 2012 (CONTINUED)**

27 USE OF FINANCIAL INSTRUMENTS (CONTINUED)

B	Interest rate risk (continued)	Up to 1 month RM'000	>1 - 3 months RM'000	>3 - 12 months RM'000	>1 - 5 years RM'000	Over 5 years RM'000	Non- interest bearing RM'000	Trading book RM'000	Total RM'000
	(Restated) 1.1.2011								
	Liabilities								
	Deposits from customers	149,259	27,041	43,790	936	-	598,625	-	819,651
	Deposits and placements of banks and other financial institutions	176,329	117,329	-	-	-	8,862	-	302,520
	Bills and acceptances payable	-	-	-	-	-	37,467	-	37,467
	Other liabilities	-	-	-	-	-	2,284	-	2,284
	Derivative liabilities	19,446	-	-	-	-	-	-	19,446
	Deferred tax liabilities	-	-	-	-	-	2,358	-	2,358
	Total liabilities	345,034	144,370	43,790	936	-	649,596	-	1,183,726
	On-balance sheet - interest rate gap	899,339	209,947	(38,417)	23,886	3,601			

BANK OF AMERICA MALAYSIA BERHAD
(Incorporated in Malaysia)

NOTES TO THE FINANCIAL STATEMENTS
FOR THE FINANCIAL YEAR ENDED 31 DECEMBER 2012 (CONTINUED)

28 USE OF FINANCIAL INSTRUMENTS (CONTINUED)

B Interest rate risk (continued)

The tables below summarises the effective average interest rates by major currency for each class of financial assets and financial liabilities:

	<u>31.12.2012</u>				
	<u>MYR</u>	<u>USD</u>	<u>GBP</u>	<u>EUR</u>	<u>AUD</u>
	%	%	%	%	%
<u>Financial assets</u>					
Cash and short-term funds	3.00	0.05	0.40	-	2.90
Deposits and placements with banks	-	-	0.40	-	-
Securities held-for-trading	3.76	-	-	-	-
Securities available-for-sale	3.04	-	-	-	-
Loans, advances and financing	4.94	1.17	-	-	-
	<u> </u>	<u> </u>	<u> </u>	<u> </u>	<u> </u>
<u>Financial liabilities</u>					
Deposits from customers	2.64	0.15	0.33	-	2.38
Deposits and placements of banks and other financial institutions	2.55	0.17	-	-	-
	<u> </u>	<u> </u>	<u> </u>	<u> </u>	<u> </u>
	<u>31.12.2011</u>				
	<u>MYR</u>	<u>USD</u>	<u>GBP</u>	<u>EUR</u>	<u>AUD</u>
	%	%	%	%	%
<u>Financial assets</u>					
Cash and short-term funds	3.00	0.05	-	-	4.15
Deposits and placements with banks	-	-	0.55	-	-
Securities available-for-sale	3.01	-	-	-	-
Loans, advances and financing	3.68	1.43	-	-	-
	<u> </u>	<u> </u>	<u> </u>	<u> </u>	<u> </u>
<u>Financial liabilities</u>					
Deposits from customers	2.95	0.20	0.35	0.05	3.93
Deposits and placements of banks and other financial institutions	3.00	0.42	-	-	-
	<u> </u>	<u> </u>	<u> </u>	<u> </u>	<u> </u>

BANK OF AMERICA MALAYSIA BERHAD
(Incorporated in Malaysia)

NOTES TO THE FINANCIAL STATEMENTS
FOR THE FINANCIAL YEAR ENDED 31 DECEMBER 2012 (CONTINUED)

28 USE OF FINANCIAL INSTRUMENTS (CONTINUED)

B Interest rate risk (continued)

The tables below summarises the effective average interest rates by major currency for each class of financial assets and financial liabilities: (continued)

	<u>1.1.2011</u>	
	<u>MYR</u>	<u>USD</u>
	%	%
<u>Financial assets</u>		
Cash and short-term funds	2.78	0.20
Deposits and placements with banks	-	-
Securities available-for-sale	2.84	-
Loans, advances and financing	4.97	1.60
	<u> </u>	<u> </u>
<u>Financial liabilities</u>		
Deposits from customers	2.66	0.13
Deposits and placements of banks and other financial institutions	2.75	0.37
	<u> </u>	<u> </u>

C Liquidity risk

Liquidity risk is the risk that the Bank is unable to meet its cash flow obligations as they fall due, such as upon the maturity of deposits and loan draw downs.

It is unusual for any bank to completely match the maturity profile of its assets and liabilities as business transacted is often of uncertain terms and of different types. Therefore, controlled mismatching of the maturities of assets and liabilities is fundamental to prudent liquidity risk management of the Bank.

The Bank closely monitors its liquidity risk profile with a variety of tools which includes cash flow forecasts and maturity mismatch reports. For Malaysian Ringgit in particular, the Bank has established funding guidelines on the amount of external funding it obtains and conducts regular stress-testing to ensure that it will be able to meet its obligations when they come due.

BANK OF AMERICA MALAYSIA BERHAD
(Incorporated in Malaysia)

**NOTES TO THE FINANCIAL STATEMENTS
FOR THE FINANCIAL YEAR ENDED 31 DECEMBER 2012 (CONTINUED)**

28 USE OF FINANCIAL INSTRUMENTS (CONTINUED)

C Liquidity risk (continued)

Contractual maturity of assets and liabilities

The table below analyses assets and liabilities (including non-financial instruments) of the Bank based on the remaining contractual maturity in accordance with the requirements of BNM Guidelines on Financial Reporting for Banking Institutions:

31.12.2012

Assets

	Up to 1 week RM'000	>1 week to 1 month RM'000	>1 - 3 months RM'000	>3 - 6 months RM'000	>6 - 12 months RM'000	Over 1 year RM'000	No specific maturity RM'000	Total RM'000
Cash and short-term funds	1,321,149	6,212	-	-	-	-	-	1,327,361
Deposits and placements with banks	-	-	989	-	-	-	-	989
Securities held-for-trading	-	-	-	1,477	-	603,979	-	605,456
Securities available-for-sale	-	49,881	36,509	29,753	-	15	4,744	120,902
Loans, advances and financing	3,295	11,438	96,659	32,641	16,416	16,431	-	176,880
Statutory deposit with Bank Negara Malaysia	-	-	-	-	-	-	2,300	2,300
Other assets*	-	-	-	-	-	-	10,904	10,904
Derivative assets	438	961	841	1,451	693	-	-	4,384
	<u>1,324,882</u>	<u>68,492</u>	<u>134,998</u>	<u>65,322</u>	<u>17,109</u>	<u>620,425</u>	<u>17,948</u>	<u>2,249,176</u>

* Includes tax recoverable, property, plant and equipment, and other assets.

BANK OF AMERICA MALAYSIA BERHAD
(Incorporated in Malaysia)

**NOTES TO THE FINANCIAL STATEMENTS
FOR THE FINANCIAL YEAR ENDED 31 DECEMBER 2012 (CONTINUED)**

28 USE OF FINANCIAL INSTRUMENTS (CONTINUED)

C Liquidity risk (continued)

Contractual maturity of assets and liabilities (continued)

The table below analyses assets and liabilities (including non-financial instruments) of the Bank based on the remaining contractual maturity in accordance with the requirements of BNM Guidelines on Financial Reporting for Banking Institutions (continued):

31.12.2012

	Up to 1 week RM'000	>1 week to 1 month RM'000	>1 - 3 months RM'000	>3 - 6 months RM'000	>6 - 12 months RM'000	Over 1 year RM'000	No specific maturity RM'000	Total RM'000
Liabilities								
Deposits from customers	841,643	228,940	58,975	1,839	1,436	1,281	-	1,134,114
Deposits and placements of banks and other financial institutions	488,601	24,689	64,363	-	-	-	-	577,653
Bills and acceptances payable	22,249	-	-	-	-	-	-	22,249
Other liabilities [^]	-	-	-	-	-	-	11,556	11,556
Derivative liabilities	810	941	1,782	449	1,163	-	-	5,145
	1,353,303	254,570	125,120	2,288	2,599	1,281	11,556	1,750,717
Net liquidity gap	(28,421)	(186,078)	9,878	63,034	14,510	619,144	6,392	

[^] Includes deferred tax liabilities and other liabilities.

BANK OF AMERICA MALAYSIA BERHAD
(Incorporated in Malaysia)

**NOTES TO THE FINANCIAL STATEMENTS
FOR THE FINANCIAL YEAR ENDED 31 DECEMBER 2012 (CONTINUED)**

28 USE OF FINANCIAL INSTRUMENTS (CONTINUED)

C Liquidity risk (continued)

Contractual maturity of assets and liabilities (continued)

The table below analyses assets and liabilities (including non-financial instruments) of the Bank based on the remaining contractual maturity in accordance with the requirements of BNM Guidelines on Financial Reporting for Banking Institutions (continued):

(Restated) 31.12.2011	Up to 1 week RM'000	>1 week to 1 month RM'000	>1 - 3 months RM'000	>3 - 6 months RM'000	>6 - 12 months RM'000	Over 1 year RM'000	No specific maturity RM'000	Total RM'000
<u>Assets</u>								
Cash and short-term funds	1,278,668	1,288	-	-	-	-	-	1,279,956
Deposits and placements with banks	-	-	6,006	-	-	-	-	6,006
Securities available-for-sale	-	49,893	-	-	-	15	4,341	54,249
Loans, advances and financing	53,297	8,576	98,524	6,652	67	19,832	-	186,948
Statutory deposit with Bank Negara Malaysia	-	-	-	-	-	-	1,000	1,000
Other assets*	-	-	-	-	-	-	13,304	13,304
Derivative assets	9,952	3,277	1,844	626	3,384	484	-	19,567
	<u>1,341,917</u>	<u>63,034</u>	<u>106,374</u>	<u>7,278</u>	<u>3,451</u>	<u>20,331</u>	<u>18,645</u>	<u>1,561,030</u>

* Includes tax recoverable, property, plant and equipment, and other assets.

BANK OF AMERICA MALAYSIA BERHAD
(Incorporated in Malaysia)

**NOTES TO THE FINANCIAL STATEMENTS
FOR THE FINANCIAL YEAR ENDED 31 DECEMBER 2012 (CONTINUED)**

28 **USE OF FINANCIAL INSTRUMENTS (CONTINUED)**

C **Liquidity risk (continued)**

Contractual maturity of assets and liabilities (continued)

The table below analyses assets and liabilities (including non-financial instruments) of the Bank based on the remaining contractual maturity in accordance with the requirements of BNM Guidelines on Financial Reporting for Banking Institutions (continued):

(Restated) 31.12.2011	Up to 1 week RM'000	>1 week to 1 month RM'000	>1 - 3 months RM'000	>3 - 6 months RM'000	>6 - 12 months RM'000	Over 1 year RM'000	No specific maturity RM'000	Total RM'000
Liabilities								
Deposits from customers	690,428	212,814	28,395	1,745	19,667	877	-	953,926
Deposits and placements of banks and other financial institutions	53,380	2,795	-	-	-	-	-	56,175
Bills and acceptances payable	37,839	-	-	-	-	-	-	37,839
Other liabilities [^]	-	-	-	-	-	-	4,510	4,510
Derivative liabilities	10,047	4,315	1,321	4	2,673	-	-	18,360
	<u>791,694</u>	<u>219,924</u>	<u>29,716</u>	<u>1,749</u>	<u>22,340</u>	<u>877</u>	<u>4,510</u>	<u>1,070,810</u>
Net liquidity gap	<u>550,223</u>	<u>(156,890)</u>	<u>76,658</u>	<u>5,529</u>	<u>(18,889)</u>	<u>19,454</u>	<u>14,135</u>	

[^] Includes deferred tax liabilities and other liabilities.

BANK OF AMERICA MALAYSIA BERHAD
(Incorporated in Malaysia)

**NOTES TO THE FINANCIAL STATEMENTS
FOR THE FINANCIAL YEAR ENDED 31 DECEMBER 2012 (CONTINUED)**

28 USE OF FINANCIAL INSTRUMENTS (CONTINUED)

C Liquidity risk (continued)

Contractual maturity of assets and liabilities (continued)

The table below analyses assets and liabilities (including non-financial instruments) of the Bank based on the remaining contractual maturity in accordance with the requirements of BNM Guidelines on Financial Reporting for Banking Institutions (continued):

(Restated) 1.1.2011	Up to 1 week RM'000	>1 week to 1 month RM'000	>1 - 3 months RM'000	>3 - 6 months RM'000	>6 - 12 months RM'000	Over 1 year RM'000	No specific maturity RM'000	Total RM'000
<u>Assets</u>								
Cash and short-term funds	1,120,406	96,578	-	-	-	-	-	1,216,984
Securities available-for-sale	29,986	29,938	54,690	-	-	15	4,256	118,885
Loans, advances and financing	15,520	100,444	146,764	5,244	44	26,403	-	294,419
Statutory deposit with Bank Negara Malaysia	-	-	-	-	-	-	900	900
Other assets*	-	-	-	-	-	-	10,240	10,240
Derivative assets	14,064	950	1,480	869	137	-	-	17,500
	<u>1,179,976</u>	<u>227,910</u>	<u>202,934</u>	<u>6,113</u>	<u>181</u>	<u>26,418</u>	<u>15,396</u>	<u>1,658,928</u>

* Includes tax recoverable, property, plant and equipment, and other assets.

BANK OF AMERICA MALAYSIA BERHAD
(Incorporated in Malaysia)

**NOTES TO THE FINANCIAL STATEMENTS
FOR THE FINANCIAL YEAR ENDED 31 DECEMBER 2012 (CONTINUED)**

28 USE OF FINANCIAL INSTRUMENTS (CONTINUED)

C Liquidity risk (continued)

Contractual maturity of assets and liabilities (continued)

The table below analyses assets and liabilities (including non-financial instruments) of the Bank based on the remaining contractual maturity in accordance with the requirements of BNM Guidelines on Financial Reporting for Banking Institutions (continued):

(Restated) 1.1.2011	Up to 1 week RM'000	>1 week to 1 month RM'000	>1 - 3 months RM'000	>3 - 6 months RM'000	>6 - 12 months RM'000	Over 1 year RM'000	No specific maturity RM'000	Total RM'000
<u>Liabilities</u>								
Deposits from customers	649,590	123,426	2,009	2,298	41,617	711	-	819,651
Deposits and placements of banks and other financial institutions	94,251	90,941	117,328	-	-	-	-	302,520
Bills and acceptances payable	37,467	-	-	-	-	-	-	37,467
Other liabilities [^]	-	-	-	-	-	-	4,642	4,642
Derivative liabilities	15,822	712	1,015	1,251	646	-	-	19,446
	<u>797,130</u>	<u>215,079</u>	<u>120,352</u>	<u>3,549</u>	<u>42,263</u>	<u>711</u>	<u>4,642</u>	<u>1,183,726</u>
Net liquidity gap	<u>382,846</u>	<u>12,831</u>	<u>82,582</u>	<u>2,564</u>	<u>(42,082)</u>	<u>25,707</u>	<u>10,754</u>	

[^] Includes deferred tax liabilities and other liabilities.

BANK OF AMERICA MALAYSIA BERHAD
(Incorporated in Malaysia)

**NOTES TO THE FINANCIAL STATEMENTS
FOR THE FINANCIAL YEAR ENDED 31 DECEMBER 2012 (CONTINUED)**

28 **USE OF FINANCIAL INSTRUMENTS (CONTINUED)**

C Liquidity risk (continued)

Non-derivative financial liabilities

The tables below analyses the Bank's non-derivative financial liabilities into relevant maturity groupings based on the remaining contractual maturities at the end of the reporting period. The amounts disclosed in the tables are the contractual undiscounted cash flows.

	Up to 1 week RM'000	>1 week to 1 month RM'000	>1 - 3 months RM'000	>3 - 6 months RM'000	>6 - 12 months RM'000	Over 1 year RM'000	No specific maturity RM'000	Total RM'000
31.12.2012								
<u>Liabilities</u>								
Deposits from customers	833,642	23,883	259,958	10,374	207	6,556	-	1,134,620
Deposits and placements of banks and other financial institutions	467,844	45,462	49	64,342	-	-	-	577,697
Bills and acceptances payable	22,249	-	-	-	-	-	-	22,249
Other liabilities [^]	-	-	-	-	-	-	7,280	7,280
	<u>1,323,735</u>	<u>69,345</u>	<u>260,007</u>	<u>74,716</u>	<u>207</u>	<u>6,556</u>	<u>7,280</u>	<u>1,741,846</u>

[^] Excludes accruals and unearned discount on loans, advances and financing.

BANK OF AMERICA MALAYSIA BERHAD
(Incorporated in Malaysia)

**NOTES TO THE FINANCIAL STATEMENTS
FOR THE FINANCIAL YEAR ENDED 31 DECEMBER 2012 (CONTINUED)**

28 USE OF FINANCIAL INSTRUMENTS (CONTINUED)

C Liquidity risk (continued)

Non-derivative financial liabilities (continued)

	Up to 1 week RM'000	>1 week to 1 month RM'000	>1 - 3 months RM'000	>3 - 6 months RM'000	>6 - 12 months RM'000	Over 1 year RM'000	No specific maturity RM'000	Total RM'000
<u>Liabilities</u>								
Deposits from customers	690,439	234,172	7,397	1,762	20,169	878	-	954,817
Deposits and placements of banks and other financial institutions	53,382	2,800	-	-	-	-	-	56,182
Bills and acceptances payable	37,839	-	-	-	-	-	-	37,839
Other liabilities [^]	-	-	-	-	-	-	858	858
	<u>781,660</u>	<u>236,972</u>	<u>7,397</u>	<u>1,762</u>	<u>20,169</u>	<u>878</u>	<u>858</u>	<u>1,049,696</u>

[^] Excludes accruals and unearned discount on loans, advances and financing.

BANK OF AMERICA MALAYSIA BERHAD
(Incorporated in Malaysia)

**NOTES TO THE FINANCIAL STATEMENTS
FOR THE FINANCIAL YEAR ENDED 31 DECEMBER 2012 (CONTINUED)**

28 USE OF FINANCIAL INSTRUMENTS (CONTINUED)

C Liquidity risk (continued)

Non-derivative financial liabilities (continued)

	Up to 1 week RM'000	>1 week to 1 month RM'000	>1 - 3 months RM'000	>3 - 6 months RM'000	>6 - 12 months RM'000	Over 1 year RM'000	No specific maturity RM'000	Total RM'000
<u>Liabilities</u>								
Deposits from customers	649,597	123,610	2,019	2,318	42,641	712	-	820,897
Deposits and placements of banks and other financial institutions	94,252	90,961	117,407	-	-	-	-	302,620
Bills and acceptances payable	37,467	-	-	-	-	-	-	37,467
Other liabilities [^]	-	-	-	-	-	-	578	578
	<u>781,316</u>	<u>214,571</u>	<u>119,426</u>	<u>2,318</u>	<u>42,641</u>	<u>712</u>	<u>578</u>	<u>1,161,562</u>

[^] Excludes accruals and unearned discount on loans, advances and financing.

BANK OF AMERICA MALAYSIA BERHAD
(Incorporated in Malaysia)

NOTES TO THE FINANCIAL STATEMENTS
FOR THE FINANCIAL YEAR ENDED 31 DECEMBER 2012 (CONTINUED)

28 USE OF FINANCIAL INSTRUMENTS (CONTINUED)

C Liquidity risk (continued)

Non-derivative financial liabilities (continued)

The following table presents the contractual expiry by maturity of the Bank's commitment and contingencies:

	One year or less RM'000	Over one year RM'000	Total RM'000
<u>31.12.2012</u>			
Direct credit substitutes	27,333	24,875	52,208
Transaction related contingent items	15,897	7,079	22,976
Short-term self liquidating trade related contingencies	1,438	-	1,438
Other commitments, such as formal standby facilities and credit lines, with an original maturity of up to one year	324,389	-	324,389
	<u>369,057</u>	<u>31,954</u>	<u>401,011</u>
<u>31.12.2011</u>			
Direct credit substitutes	28,105	10,392	38,497
Transaction related contingent items	7,465	13,298	20,763
Short-term self liquidating trade related contingencies	2,420	2,097	4,517
Other commitments, such as formal standby facilities and credit lines, with an original maturity of up to one year	345,937	-	345,937
	<u>383,927</u>	<u>25,787</u>	<u>409,714</u>
<u>1.1.2011</u>			
Direct credit substitutes	17,462	8,840	26,302
Transaction related contingent items	60,271	8,746	69,017
Short-term self liquidating trade related contingencies	2,206	-	2,206
Other commitments, such as formal standby facilities and credit lines, with an original maturity of up to one year	379,559	-	379,559
	<u>459,498</u>	<u>17,586</u>	<u>477,084</u>

BANK OF AMERICA MALAYSIA BERHAD
(Incorporated in Malaysia)

**NOTES TO THE FINANCIAL STATEMENTS
FOR THE FINANCIAL YEAR ENDED 31 DECEMBER 2012 (CONTINUED)**

28 USE OF FINANCIAL INSTRUMENTS (CONTINUED)

C Liquidity risk (continued)

Derivative financial liabilities

The table below analyses the Bank's derivative financial liabilities based on the remaining period from the reporting date to the contractual maturity date. The amounts disclosed in the table are the contractual undiscounted cash flows

	Up to 1 week RM'000	>1 week to 1 month RM'000	>1 - 3 months RM'000	>3 - 6 months RM'000	>6 - 12 months RM'000	Over 1 year RM'000	Total RM'000
31.12.2012							
<u>Gross-settled derivatives:</u>							
Forwards and swaps							
Receipts	1,452,232	77,247	228,276	197,379	213,010	-	2,168,144
Payments	(1,452,456)	(77,213)	(229,714)	(196,176)	(213,930)	-	(2,169,489)
	(224)	34	(1,438)	1,203	(920)	-	(1,345)
31.12.2011							
<u>Gross-settled derivatives:</u>							
Forwards and swaps							
Receipts	1,583,613	199,166	134,642	96,244	181,251	37,570	2,232,486
Payments	(1,583,568)	(200,136)	(134,155)	(95,032)	(181,488)	(37,600)	(2,231,979)
	45	(970)	487	1,212	(237)	(30)	507

BANK OF AMERICA MALAYSIA BERHAD
(Incorporated in Malaysia)

NOTES TO THE FINANCIAL STATEMENTS
FOR THE FINANCIAL YEAR ENDED 31 DECEMBER 2012 (CONTINUED)

28 USE OF FINANCIAL INSTRUMENTS (CONTINUED)

C Liquidity risk (continued)

Derivative financial liabilities (continued)

	Up to 1 week RM'000	>1 week to 1 month RM'000	>1 - 3 months RM'000	>3 - 6 months RM'000	>6 - 12 months RM'000	Over 1 year RM'000	Total RM'000
<u>Gross-settled derivatives</u>							
Forwards and swaps							
Receipts	1,493,684	72,489	64,245	135,370	56,297	-	1,822,085
Payments	(1,495,449)	(72,356)	(63,660)	(135,851)	(57,197)	-	(1,824,513)
	<u>(1,765)</u>	<u>133</u>	<u>585</u>	<u>(481)</u>	<u>(900)</u>	<u>-</u>	<u>(2,428)</u>

BANK OF AMERICA MALAYSIA BERHAD
(Incorporated in Malaysia)

**NOTES TO THE FINANCIAL STATEMENTS
FOR THE FINANCIAL YEAR ENDED 31 DECEMBER 2012 (CONTINUED)**

28 USE OF FINANCIAL INSTRUMENTS (CONTINUED)

D Currency risk

Currency risk is the risk to earnings and value of financial instruments caused by the fluctuations in foreign exchange rates. It is managed in conjunction with market risk.

The table below sets out the Bank's exposure to currency risk. Included in the table are the Bank's financial assets and liabilities at carrying amounts, categorised by currency.

31.12.2012

	<u>MYR</u> RM'000	<u>USD</u> RM'000	<u>SGD</u> RM'000	<u>GBP</u> RM'000	<u>AUD</u> RM'000	<u>Others</u> RM'000	<u>Total</u> RM'000
<u>Assets</u>							
Cash and short-term funds	1,021,915	287,787	1,936	3,991	4,647	7,085	1,327,361
Deposits and placements with banks	-	-	-	989	-	-	989
Securities held-for-trading	605,456	-	-	-	-	-	605,456
Securities available-for-sale	120,902	-	-	-	-	-	120,902
Loans, advances and financing [^]	97,095	79,785	-	-	-	-	176,880
Other assets*	31	373	-	-	-	-	404
Derivative assets	4,384	-	-	-	-	-	4,384
Statutory deposit with Bank Negara Malaysia	2,300	-	-	-	-	-	2,300
	<u>1,852,083</u>	<u>367,945</u>	<u>1,936</u>	<u>4,980</u>	<u>4,647</u>	<u>7,085</u>	<u>2,238,676</u>

[^] This represents outstanding loans, advances and financing after deducting individual assessment allowance and collective assessment allowance.

* This represents other receivables.

BANK OF AMERICA MALAYSIA BERHAD
(Incorporated in Malaysia)

**NOTES TO THE FINANCIAL STATEMENTS
FOR THE FINANCIAL YEAR ENDED 31 DECEMBER 2012 (CONTINUED)**

28 USE OF FINANCIAL INSTRUMENTS (CONTINUED)

D Currency risk (continued)

31.12.2012

<u>Liabilities</u>	MYR RM'000	USD RM'000	SGD RM'000	GBP RM'000	AUD RM'000	Others RM'000	Total RM'000
Deposits from customers	826,134	295,780	809	3,778	4,613	3,000	1,134,114
Deposits and placements of banks and other financial institutions	56,732	520,880	-	-	-	41	577,653
Bills and acceptances payable	21,140	1,109	-	-	-	-	22,249
Other liabilities ^e	4,547	1,837	821	60	-	15	7,280
Derivative liabilities	5,145	-	-	-	-	-	5,145
	<u>913,698</u>	<u>819,606</u>	<u>1,630</u>	<u>3,838</u>	<u>4,613</u>	<u>3,056</u>	<u>1,746,441</u>
Currency gap	<u>938,385</u>	<u>(451,661)</u>	<u>306</u>	<u>1,142</u>	<u>34</u>	<u>4,029</u>	

^e This represents other payables.

BANK OF AMERICA MALAYSIA BERHAD
(Incorporated in Malaysia)

**NOTES TO THE FINANCIAL STATEMENTS
FOR THE FINANCIAL YEAR ENDED 31 DECEMBER 2012 (CONTINUED)**

28 USE OF FINANCIAL INSTRUMENTS (CONTINUED)

D Currency risk (continued)

(Restated)
31.12.2011

<u>Assets</u>	<u>MYR</u> RM'000	<u>USD</u> RM'000	<u>SGD</u> RM'000	<u>GBP</u> RM'000	<u>AUD</u> RM'000	<u>Others</u> RM'000	<u>Total</u> RM'000
Cash and short-term funds	1,114,543	158,818	617	316	2,692	2,970	1,279,956
Deposits and placements with banks	-	-	-	6,006	-	-	6,006
Securities available-for-sale	54,249	-	-	-	-	-	54,249
Loans, advances and financing [^]	128,950	57,998	-	-	-	-	186,948
Other assets [*]	92	-	-	-	-	-	92
Derivative assets	19,567	-	-	-	-	-	19,567
Statutory deposit with Bank Negara Malaysia	1,000	-	-	-	-	-	1,000
	<u>1,318,401</u>	<u>216,816</u>	<u>617</u>	<u>6,322</u>	<u>2,692</u>	<u>2,970</u>	<u>1,547,818</u>

[^] This represents outstanding loans, advances and financing after deducting individual assessment allowance and collective assessment allowance.

^{*} This represents other receivables.

BANK OF AMERICA MALAYSIA BERHAD
(Incorporated in Malaysia)

**NOTES TO THE FINANCIAL STATEMENTS
FOR THE FINANCIAL YEAR ENDED 31 DECEMBER 2012 (CONTINUED)**

28 USE OF FINANCIAL INSTRUMENTS (CONTINUED)

D Currency risk (continued)

(Restated)
31.12.2011

Liabilities

	MYR RM'000	USD RM'000	SGD RM'000	GBP RM'000	AUD RM'000	Others RM'000	Total RM'000
Deposits from customers	658,777	283,920	458	6,075	2,595	2,101	953,926
Deposits and placements of banks and other financial institutions	12,360	43,815	-	-	-	-	56,175
Bills and acceptances payable	34,878	2,961	-	-	-	-	37,839
Other liabilities [⊗]	809	-	-	49	-	-	858
Derivative liabilities	18,360	-	-	-	-	-	18,360
	<u>725,184</u>	<u>330,696</u>	<u>458</u>	<u>6,124</u>	<u>2,595</u>	<u>2,101</u>	<u>1,067,158</u>

Currency gap	593,217	(113,880)	159	198	97	869	
--------------	---------	-----------	-----	-----	----	-----	--

⊗ This represents other payables.

BANK OF AMERICA MALAYSIA BERHAD
(Incorporated in Malaysia)

NOTES TO THE FINANCIAL STATEMENTS
FOR THE FINANCIAL YEAR ENDED 31 DECEMBER 2012 (CONTINUED)

28 USE OF FINANCIAL INSTRUMENTS (CONTINUED)

D Currency risk (continued)

(Restated)

1.1.2011

	MYR RM'000	USD RM'000	SGD RM'000	Others RM'000	Total RM'000
<u>Assets</u>					
Cash and short-term funds	1,216,876	88	19	1	1,216,984
Securities available-for-sale	118,885	-	-	-	118,885
Loans, advances and financing [^]	72,497	221,922	-	-	294,419
Other assets [*]	7	146	-	-	153
Derivative assets	17,500	-	-	-	17,500
Statutory deposit with Bank Negara Malaysia	900	-	-	-	900
	<u>1,426,665</u>	<u>222,156</u>	<u>19</u>	<u>1</u>	<u>1,648,841</u>
<u>Liabilities</u>					
Deposits from customers	548,805	259,466	319	11,061	819,651
Deposits and placements of banks and other financial institutions	11,578	290,942	-	-	302,520
Bills and acceptances payable	35,723	1,744	-	-	37,467
Other liabilities [@]	470	68	-	40	578
Derivative liabilities	19,446	-	-	-	19,446
	<u>616,022</u>	<u>552,220</u>	<u>319</u>	<u>11,101</u>	<u>1,179,662</u>
Currency gap	<u>810,643</u>	<u>(330,064)</u>	<u>(300)</u>	<u>(11,100)</u>	

[^] This represents outstanding loans, advances and financing after deducting individual assessment allowance and collective assessment allowance.

^{*} This represents other receivables.

[@] This represents other payables.

BANK OF AMERICA MALAYSIA BERHAD
(Incorporated in Malaysia)

NOTES TO THE FINANCIAL STATEMENTS
FOR THE FINANCIAL YEAR ENDED 31 DECEMBER 2012 (CONTINUED)

28 USE OF FINANCIAL INSTRUMENTS (CONTINUED)

E Credit risk

Maximum exposure to credit risk

The table below shows the maximum exposure to credit risk for the components of the statement of financial position, including derivative financial instruments.

The maximum exposure is shown gross, without taking account of any collateral held or other credit enhancements.

	Note	31.12.2012 RM'000	(Restated) 31.12.2011 RM'000	(Restated) 1.1.2011 RM'000
<u>Assets</u>				
Cash and short-term funds	2	1,325,189	1,277,538	1,215,821
Deposits and placements with banks		989	6,006	-
Securities held-for-trading	3	605,456	-	-
Securities available-for-sale	4	116,158	49,908	114,629
Loans, advances and financing [^]	5	176,880	186,948	294,419
Other assets		404	92	153
Derivative assets	7	4,384	19,567	17,500
Total assets*		<u>2,229,460</u>	<u>1,540,059</u>	<u>1,642,522</u>
Commitments and contingencies		<u>2,576,447</u>	<u>2,657,734</u>	<u>2,319,860</u>
Total credit exposure		<u>4,805,907</u>	<u>4,197,793</u>	<u>3,962,382</u>

[^] Net of collective impairment and individual impairment of RM1,378,885 (31.12.2011: RM1,889,062; 1.1.2011: RM4,813,965)

* Excludes cash in hand, unquoted shares, prepayments and deposits.

Risk concentrations for commitments and contingencies are based on the credit equivalent balances in Note 27(c).

Where financial instruments are recorded by fair value, the amounts shown above represent the current credit risk exposure but not the maximum risk exposure that could arise in the future as a result of changes in values.

Collaterals

The main types of collaterals obtained by the Bank are as follows:

- (a) Fixed deposits
- (b) Residential properties

The Bank also accepts non-tangible securities such as support, guarantees from corporate and institutions which are subject to internal guidelines on eligibility.

BANK OF AMERICA MALAYSIA BERHAD
(Incorporated in Malaysia)

**NOTES TO THE FINANCIAL STATEMENTS
FOR THE FINANCIAL YEAR ENDED 31 DECEMBER 2012 (CONTINUED)**

28 **USE OF FINANCIAL INSTRUMENTS (CONTINUED)**

E Credit risk (continued)

Concentration risk by geographical sectors

Credit risk exposure analysed by country in respect of the Bank's financial assets, including off-balance sheet financial instruments, are set out in the following table.

The country exposure analysis is based on the residency of the borrowers and counterparties. In respect of derivatives financial instruments, the amount subject to, and hence disclosed as, credit risk is limited to the current fair value of the instruments that are favourable to the Bank (i.e. assets).

31.12.2012	Cash and short-term funds RM'000	Deposits and placements with banks RM'000	Securities held-for-trading RM'000	Securities available-for-sale RM'000	Loans, advances and financing [^] RM'000	Other assets RM'000	Derivative assets RM'000	On balance sheet total* RM'000	Commitments and contingencies RM'000	Total credit exposure RM'000
Malaysia	1,307,600	-	605,456	116,158	137,341	31	4,254	2,170,840	2,071,695	4,242,535
United States	-	-	-	-	-	373	14	387	25,372	25,759
India	2	-	-	-	39,539	-	-	39,541	-	39,541
Singapore	6,005	-	-	-	-	-	26	6,031	89,316	95,347
Others	11,582	989	-	-	-	-	90	12,661	390,064	402,725
	<u>1,325,189</u>	<u>989</u>	<u>605,456</u>	<u>116,158</u>	<u>176,880</u>	<u>404</u>	<u>4,384</u>	<u>2,229,460</u>	<u>2,576,447</u>	<u>4,805,907</u>

[^] Net of collective assessment allowance and individual assessment allowance of RM1,378,885

* Excludes cash in hand, unquoted shares, prepayments and deposits.

Risk concentrations for commitments and contingencies are based on the credit equivalent balances in Note 27(c).

BANK OF AMERICA MALAYSIA BERHAD
(Incorporated in Malaysia)

**NOTES TO THE FINANCIAL STATEMENTS
FOR THE FINANCIAL YEAR ENDED 31 DECEMBER 2012 (CONTINUED)**

28 **USE OF FINANCIAL INSTRUMENTS (CONTINUED)**

E Credit risk (continued)

Concentration risk by geographical sectors (continued)

(Restated) 31.12.2011	Cash and short-term funds RM'000	Deposits and placements with banks RM'000	Securities available- for-sale RM'000	Loans, advances and financing [^] RM'000	Other assets RM'000	Derivative assets RM'000	On balance sheet total* RM'000	Commitments and contingencies RM'000	Total credit exposure RM'000
Malaysia	1,264,562	-	49,908	131,128	92	15,707	1,461,397	2,455,134	3,916,531
United States	6,389	-	-	-	-	571	6,960	76,003	82,963
India	3	-	-	55,800	-	-	55,803	-	55,803
Singapore	1,897	6,006	-	20	-	7	7,930	2,003	9,933
Others	4,687	-	-	-	-	3,282	7,969	124,594	132,563
	<u>1,277,538</u>	<u>6,006</u>	<u>49,908</u>	<u>186,948</u>	<u>92</u>	<u>19,567</u>	<u>1,540,059</u>	<u>2,657,734</u>	<u>4,197,793</u>

[^] Net of collective assessment allowance and individual assessment allowance of RM1,889,062.

* Excludes cash in hand, unquoted shares, prepayments and deposits.

Risk concentrations for commitments and contingencies are based on the credit equivalent balances in Note 27(c).

BANK OF AMERICA MALAYSIA BERHAD
(Incorporated in Malaysia)

**NOTES TO THE FINANCIAL STATEMENTS
FOR THE FINANCIAL YEAR ENDED 31 DECEMBER 2012 (CONTINUED)**

28 **USE OF FINANCIAL INSTRUMENTS (CONTINUED)**

E Credit risk (continued)

Concentration risk by geographical sectors (continued)

(Restated) 1.1.2011	Cash, short-term funds RM'000	Securities available- for-sale [^] RM'000	Loans, advances and financing [^] RM'000	Other assets RM'000	Derivative assets RM'000	On balance sheet total* RM'000	Commitments and contingencies RM'000	Total credit exposure RM'000
Malaysia	894,419	114,629	75,345	7	17,407	1,101,807	2,152,392	3,254,199
United States	309,317	-	-	146	93	309,556	117,264	426,820
India	-	-	219,074	-	-	219,074	2,017	221,091
Singapore	392	-	-	-	-	392	-	392
Others	11,693	-	-	-	-	11,693	48,187	59,880
	<u>1,215,821</u>	<u>114,629</u>	<u>294,419</u>	<u>153</u>	<u>17,500</u>	<u>1,642,522</u>	<u>2,319,860</u>	<u>3,962,382</u>

[^] Net of collective assessment allowance and individual assessment allowance of RM4,813,965

* Excludes cash in hand, unquoted shares, prepayments and deposits.

Risk concentrations for commitments and contingencies are based on the credit equivalent balances in Note 27(c).

BANK OF AMERICA MALAYSIA BERHAD
(Incorporated in Malaysia)

**NOTES TO THE FINANCIAL STATEMENTS
FOR THE FINANCIAL YEAR ENDED 31 DECEMBER 2012 (CONTINUED)**

28 USE OF FINANCIAL INSTRUMENTS (CONTINUED)

E Credit risk (continued)

Concentration of risk by economic sectors

	Cash and short-term funds	Deposits and placements with banks	Securities held-for-trading	Securities available-for-sale	Loans and advances [^]	Other assets	Derivative assets	On-balance sheet total*	Commitments and contingencies	Total credit exposure
	RM'000	RM'000	RM'000	RM'000	RM'000	RM'000	RM'000	RM'000	RM'000	RM'000
<u>31.12.2012</u>										
Mining and quarrying	-	-	-	-	4,548	-	-	4,548	27,184	31,732
Manufacturing	-	-	-	-	56,095	-	189	56,284	753,572	809,856
General commerce	-	-	-	-	58,847	-	5	58,852	76,232	135,084
Transport, storage and communications	-	-	-	-	-	-	-	-	15,305	15,305
Finance, insurance and business services	305,383	989	-	-	54,711	-	4,190	365,273	1,703,889	2,069,162
Government and Government Agencies	1,019,806	-	605,456	116,158	-	-	-	1,741,420	-	1,741,420
Education, health and others	-	-	-	-	57	-	-	57	265	322
Purchase of residential landed property, securities and transport vehicles	-	-	-	-	2,461	-	-	2,461	-	2,461
Others	-	-	-	-	161	404	-	565	-	565
	<u>1,325,189</u>	<u>989</u>	<u>605,456</u>	<u>116,158</u>	<u>176,880</u>	<u>404</u>	<u>4,384</u>	<u>2,229,460</u>	<u>2,576,447</u>	<u>4,805,907</u>

[^] Net of collective assessment allowance and individual assessment allowance of RM1,378,885

* Excludes cash in hand, unquoted shares, prepayments and deposits.

Risk concentrations for commitments and contingencies are based on the credit equivalent balances in Note 27(c).

BANK OF AMERICA MALAYSIA BERHAD
(Incorporated in Malaysia)

**NOTES TO THE FINANCIAL STATEMENTS
FOR THE FINANCIAL YEAR ENDED 31 DECEMBER 2012 (CONTINUED)**

28 USE OF FINANCIAL INSTRUMENTS (CONTINUED)

E Credit risk (continued)

Concentration of risk by economic sectors (continued)

(Restated) 31.12.2011	Cash and short-term funds RM'000	Deposits and placements with banks RM'000	Securities available-for-sale RM'000	Loans and advances [^] RM'000	Other assets RM'000	Derivative assets RM'000	On-balance sheet total* RM'000	Commitments and contingencies RM'000	Total credit exposure RM'000
Mining and quarrying	-	-	-	-	-	-	-	19,000	19,000
Manufacturing	-	-	-	103,433	-	14,715	118,148	1,343,168	1,461,316
General commerce	-	-	-	24,661	-	311	24,972	189,860	214,832
Transport, storage and communications	-	-	-	-	-	-	-	15,845	15,845
Finance, insurance and business services	165,271	6,006	-	55,801	-	4,541	231,619	1,089,861	1,321,480
Government and Government Agencies	1,112,267	-	49,908	-	-	-	1,162,175	-	1,162,175
Purchase of residential landed property, securities and transport vehicles	-	-	-	2,934	-	-	2,934	-	2,934
Others	-	-	-	119	92	-	211	-	211
	<u>1,277,538</u>	<u>6,006</u>	<u>49,908</u>	<u>186,948</u>	<u>92</u>	<u>19,567</u>	<u>1,540,059</u>	<u>2,657,734</u>	<u>4,197,793</u>

[^] Net of collective assessment allowance and individual assessment allowance of RM1,889,062.

* Excludes cash in hand, unquoted shares, prepayments and deposits.

Risk concentrations for commitments and contingencies are based on the credit equivalent balances in Note 27(c).

BANK OF AMERICA MALAYSIA BERHAD
(Incorporated in Malaysia)

**NOTES TO THE FINANCIAL STATEMENTS
FOR THE FINANCIAL YEAR ENDED 31 DECEMBER 2012 (CONTINUED)**

28 **USE OF FINANCIAL INSTRUMENTS (CONTINUED)**

E Credit risk (continued)

Concentration of risk by economic sectors (continued)

(Restated) 1.1.2011	Cash and short-term funds	Securities available- for-sale	Loans and advances [^]	Other assets	Derivative assets	On-balance sheet total [*]	Commitments and contingencies	Total credit exposure
	RM'000	RM'000	RM'000	RM'000	RM'000	RM'000	RM'000	RM'000
Mining and quarrying	-	-	-	-	-	-	19,000	19,000
Manufacturing	-	-	38,990	-	-	38,990	1,255,497	1,294,487
General commerce	-	-	27,298	146	704	28,148	102,549	130,697
Finance, insurance and business services	1,215,821	-	224,868	5	16,796	1,457,490	942,814	2,400,304
Government and Government Agencies	-	114,629	-	-	-	114,629	-	114,629
Purchase of residential landed property, securities and transport vehicles	-	-	2,969	-	-	2,969	-	2,969
Others	-	-	294	2	-	296	-	296
	<u>1,215,821</u>	<u>114,629</u>	<u>294,419</u>	<u>153</u>	<u>17,500</u>	<u>1,642,522</u>	<u>2,319,860</u>	<u>3,962,382</u>

[^] Net of collective assessment allowance and individual assessment allowance of RM4,813,965

^{*} Excludes unquoted shares, prepayments and deposits.

Risk concentrations for commitments and contingencies are based on the credit equivalent balances in Note 27(c).

BANK OF AMERICA MALAYSIA BERHAD
(Incorporated in Malaysia)

NOTES TO THE FINANCIAL STATEMENTS
FOR THE FINANCIAL YEAR ENDED 31 DECEMBER 2012 (CONTINUED)

28 USE OF FINANCIAL INSTRUMENTS (CONTINUED)

E Credit risk (continued)

Loans, advances and financing

Loans, advances and financing are summarised as follows:

	<u>31.12.2012</u>	(Restated) <u>31.12.2011</u>	(Restated) <u>1.1.2011</u>
	RM'000	RM'000	RM'000
Neither past due nor impaired	176,922	187,352	297,041
Past due but not impaired	385	594	192
Individually impaired	952	891	2,000
Gross	<u>178,259</u>	<u>188,837</u>	<u>299,233</u>
Less: Allowance for losses on loans, advances and financing:			
- Individual assessment allowance	(770)	(760)	(1,656)
- Collective assessment allowance	(609)	(1,129)	(3,158)
Net	<u><u>176,880</u></u>	<u><u>186,948</u></u>	<u><u>294,419</u></u>

(a) Gross loans, advances, and financing neither past due nor impaired

The credit quality of the portfolio of loans, advances and financing that were neither past due nor impaired can be assessed by reference to the internal rating system adopted by the Bank.

	<u>Large corporate customers</u>	<u>Staff loans</u>	<u>Mortgages</u>	<u>Total</u>
	RM'000	RM'000	RM'000	RM'000
<u>31.12.2012</u>				
(RR1) - Exceptional	28	-	-	28
(RR2) - Excellent	42,053	-	-	42,053
(RR3) - Strong	5,042	-	-	5,042
(RR4) - Good	56,679	1,223	-	57,902
(RR5) - Satisfactory	1,409	-	-	1,409
(RR6) - Acceptable	69,581	-	907	70,488
Total	<u><u>174,792</u></u>	<u><u>1,223</u></u>	<u><u>907</u></u>	<u><u>176,922</u></u>

*RR = Risk Rating

BANK OF AMERICA MALAYSIA BERHAD
(Incorporated in Malaysia)

NOTES TO THE FINANCIAL STATEMENTS
FOR THE FINANCIAL YEAR ENDED 31 DECEMBER 2012 (CONTINUED)

28 USE OF FINANCIAL INSTRUMENTS (CONTINUED)

E Credit risk (continued)

Loans, advances and financing (continued)

(a) Gross loans, advances and financing neither past due nor impaired (continued)

	Large corporate customers RM'000	Staff loans RM'000	Mortgages RM'000	Total RM'000
<u>31.12.2011</u>				
(RR1) - Exceptional	-	-	-	-
(RR2) - Excellent	76,094	-	-	76,094
(RR3) - Strong	2,500	-	-	2,500
(RR4) - Good	9,077	1,276	3	10,356
(RR5) - Satisfactory	36,355	-	-	36,355
(RR6) - Acceptable	60,937	-	1,110	62,047
Total	<u>184,963</u>	<u>1,276</u>	<u>1,113</u>	<u>187,352</u>
<u>1.1.2011</u>				
(RR1) - Exceptional	-	-	-	-
(RR2) - Excellent	7,569	-	-	7,569
(RR3) - Strong	10,805	-	-	10,805
(RR4) - Good	-	1,528	-	1,528
(RR5) - Satisfactory	99,386	-	-	99,386
(RR6) - Acceptable	176,258	-	1,495	177,753
Total	<u>294,018</u>	<u>1,528</u>	<u>1,495</u>	<u>297,041</u>

*RR = Risk Rating

BANK OF AMERICA MALAYSIA BERHAD
(Incorporated in Malaysia)

NOTES TO THE FINANCIAL STATEMENTS
FOR THE FINANCIAL YEAR ENDED 31 DECEMBER 2012 (CONTINUED)

28 USE OF FINANCIAL INSTRUMENTS (CONTINUED)

E Credit risk (continued)

(b) Gross loans, advances and financing past due but not impaired

Late processing and other administrative delays on the side of the borrower can lead to a financial asset being past due but not impaired. Therefore, loans, advances and financing less than 90 days past due not usually considered impaired, unless other information is available to indicate the contrary. Gross amount of loans, advances and financing by class to customers that were past due but not impaired were as follows:

	<u>Mortgages</u> RM'000
<u>31.12.2012</u>	
Past due up to 30 days	233
Past due 30 - 60 days	114
Past due 60 - 90 days	38
Past due more than 90 days	-
Total	<u>385</u>
<u>31.12.2011</u>	
Past due up to 30 days	465
Past due 30 - 60 days	86
Past due 60 - 90 days	43
Past due more than 90 days	-
Total	<u>594</u>
<u>1.1.2011</u>	
Past due up to 30 days	107
Past due 30 - 60 days	51
Past due 60 - 90 days	14
Past due more than 90 days	20
Total	<u>192</u>

BANK OF AMERICA MALAYSIA BERHAD
(Incorporated in Malaysia)

NOTES TO THE FINANCIAL STATEMENTS
FOR THE FINANCIAL YEAR ENDED 31 DECEMBER 2012 (CONTINUED)

28 USE OF FINANCIAL INSTRUMENTS (CONTINUED)

E Credit risk (continued)

(c) Loans, advances and financing individually impaired

The breakdowns of the amount of individually impaired loans, advances and financing by class are as follows:

	<u>Large corporate customers</u> RM'000	<u>Staff loans</u> RM'000	<u>Mortgages</u> RM'000	<u>Total</u> RM'000
<u>31.12.2012</u>				
Gross impaired	-	-	952	952
Less: Individual allowance	-	-	(770)	(770)
Net impaired	-	-	182	182
<u>31.12.2011</u>				
Gross impaired	-	-	891	891
Less: Individual allowance	-	-	(760)	(760)
Net impaired	-	-	131	131
<u>1.1.2011</u>				
Gross amount	152	391	1,457	2,000
Less: Individual allowance	(149)	(215)	(1,292)	(1,656)
Net impaired	3	176	165	344

BANK OF AMERICA MALAYSIA BERHAD
(Incorporated in Malaysia)

NOTES TO THE FINANCIAL STATEMENTS
FOR THE FINANCIAL YEAR ENDED 31 DECEMBER 2012 (CONTINUED)

28 USE OF FINANCIAL INSTRUMENTS (CONTINUED)

E Credit risk (continued)

Credit quality of financial assets

The table below presents an analysis of the credit quality of securities for the Bank by external rating agency as at 31 December are summarised as follows:

	Malaysian Government Securities ("MGS") RM'000	Bank Negara Bills RM'000	Unquoted securities RM'000	Total RM'000
<u>31.12.2012</u>				
<u>Available-for-sale</u>				
Sovereign rating (AAA to A-)	-	116,143	15	116,158
<u>Held-for-trading</u>				
Sovereign rating (AAA to A-)	603,979	1,477	-	605,456
	<u>603,979</u>	<u>117,620</u>	<u>15</u>	<u>721,614</u>
<u>31.12.2011</u>				
<u>Available-for-sale</u>				
Sovereign rating (AAA to A-)	-	49,893	15	49,908
<u>1.1.2011</u>				
<u>Available-for-sale</u>				
Sovereign rating (AAA to A-)	-	114,614	15	114,629

BANK OF AMERICA MALAYSIA BERHAD
(Incorporated in Malaysia)

NOTES TO THE FINANCIAL STATEMENTS
FOR THE FINANCIAL YEAR ENDED 31 DECEMBER 2012 (CONTINUED)

28 USE OF FINANCIAL INSTRUMENTS (CONTINUED)

F Market risk

Market risk sensitivity assessment is based on the changes in key variables, such as interest rates and foreign currency rates, while all other variables remain unchanged. The sensitivity factors used are assumptions based on parallel shifts in the key variables to project the impact on the assets and liabilities position of the Bank as at 31 December 2012.

The scenarios used are simplified whereby it is assumed that all key variables for all maturities move at the same time and by the same magnitude and do not incorporate actions that would be otherwise taken by risk management to mitigate the effect of this movement in key variables. In reality, the Bank proactively seeks to ensure that the interest rate risk profile is managed to minimise losses and optimise net revenues.

Interest/profit rate risk sensitivity analysis on banking book

	<u>31.12.2012</u>	<u>31.12.2011</u>	<u>1.1.2011</u>
	RM'000	RM'000	RM'000
<u>+ 200 basis points</u>			
Impact on profit after tax	8,471	18,376	17,722
Impact on to economic value	8,788	18,774	18,276
	<u> </u>	<u> </u>	<u> </u>

Foreign currency sensitivity analysis

	<u>31.12.2012</u>	<u>31.12.2011</u>	<u>1.1.2011</u>
	RM'000	RM'000	RM'000
<u>Impact to profit after tax</u>			
- 1%	11,318	13,775	9,986
+ 1%	(10,987)	(13,450)	(9,614)
	<u> </u>	<u> </u>	<u> </u>

BANK OF AMERICA MALAYSIA BERHAD
(Incorporated in Malaysia)

NOTES TO THE FINANCIAL STATEMENTS
FOR THE FINANCIAL YEAR ENDED 31 DECEMBER 2012 (CONTINUED)

29 **FAIR VALUE OF FINANCIAL INSTRUMENTS**

Financial instruments comprise financial assets, financial liabilities and off-balance sheet financial instruments. Fair value is the amount at which a financial asset could be exchanged or a financial liability settled, between knowledgeable and willing parties in an arm's length transaction. The information presented herein represents the estimates of fair values as at the balance sheet date.

Where available, quoted and observable market prices are used as the measure of fair values. Where such quoted and observable market prices are not available, fair values are estimated based on a range of methodologies and assumptions regarding risk characteristics of various financial instruments, discount rates, estimates of future cash flows and other factors. Changes in the uncertainties and assumptions could materially affect these estimates and the resulting fair value estimates.

In addition, fair value information for non-financial assets and liabilities are excluded as they do not fall within the scope of MFRS 132 which requires the fair value information to be disclosed. These include fixed assets, investment in subsidiaries and associates and intangibles.

A range of methodologies and assumptions had been used in deriving the fair values of the Bank's financial instruments at balance sheet date.

Short-term funds and deposits and placements with financial institutions

For short-term funds and deposits and placements with financial institutions with maturities of less than one year, the carrying value is a reasonable estimate of fair value. For short-term funds and deposits and placements with financial institutions, the fair values approximate the fair value as these balances are subject to variable interest rate.

BANK OF AMERICA MALAYSIA BERHAD
(Incorporated in Malaysia)

NOTES TO THE FINANCIAL STATEMENTS
FOR THE FINANCIAL YEAR ENDED 31 DECEMBER 2012 (CONTINUED)

29 **FAIR VALUE OF FINANCIAL INSTRUMENTS (CONTINUED)**

Securities

The Bank uses the following hierarchy for determining and disclosing the fair value of securities held:

Level 1 : quoted prices in active markets for the same instrument (i.e. without modification or repackaging)

Level 2 : quoted prices in active markets for similar assets or liabilities or other valuation techniques for which all significant inputs are based on observable market data; and

Level 3 : valuation techniques for which any significant input are not based on observable market data

The following table shows an analysis of securities recorded at fair value by level of the fair value hierarchy:

	<u>Fair value measurement at end of the financial year using:</u>			
	<u>Total</u>	<u>Level 1</u>	<u>Level 2</u>	<u>Level 3</u>
	RM'000	RM'000	RM'000	RM'000
<u>31.12.2012</u>				
<u>Held-for-trading</u>				
Malaysian Government Securities	603,979	603,979	-	-
Bank Negara Malaysia Bills	1,477	1,477	-	-
<u>Available-for-sale</u>				
Bank Negara Malaysia Bills	116,143	-	116,143	-
Unquoted shares	4,744	-	-	4,744
Total securities measured at fair value	<u>726,343</u>	<u>605,456</u>	<u>116,143</u>	<u>4,744</u>
<u>31.12.2011</u>				
<u>Available-for-sale</u>				
Bank Negara Malaysia Bills	49,893	-	49,893	-
Unquoted shares	4,341	-	-	4,341
Total securities measured at fair value	<u>54,234</u>	<u>-</u>	<u>49,893</u>	<u>4,341</u>

BANK OF AMERICA MALAYSIA BERHAD
(Incorporated in Malaysia)

NOTES TO THE FINANCIAL STATEMENTS
FOR THE FINANCIAL YEAR ENDED 31 DECEMBER 2012 (CONTINUED)

29 **FAIR VALUE OF FINANCIAL INSTRUMENTS (CONTINUED)**

The following table shows an analysis of securities recorded at fair value by level of the fair value hierarchy (continued):

Securities (continued)

	<u>Fair value measurement at end of the financial year using:</u>			
	<u>Total</u>	<u>Level 1</u>	<u>Level 2</u>	<u>Level 3</u>
	RM'000	RM'000	RM'000	RM'000
<u>1.1.2011</u>				
<u>Available-for-sale</u>				
Bank Negara Malaysia Bills	114,614	-	114,614	-
Unquoted shares	4,256	-	-	4,256
Total securities measured at fair value	<u>118,870</u>	<u>-</u>	<u>114,614</u>	<u>4,256</u>

(a) Reconciliation from beginning to ending balances for Level 3 securities available-for-sale

	<u>31.12.2012</u>	<u>31.12.2011</u>	<u>1.1.2011</u>
	RM'000	RM'000	RM'000
<u>Unquoted shares</u>			
Opening balance	4,341	4,256	3,787
Total gain or loss:			
- in profit	-	-	-
- in other comprehensive income	403	85	469
Purchases	-	-	-
Settlement	-	-	-
Closing balance	<u>4,744</u>	<u>4,341</u>	<u>4,256</u>

(b) Gains or losses recognised in income statement for Level 3 securities available-for-sale

	<u>2012</u>	<u>2011</u>
	RM'000	RM'000
<u>Unquoted shares</u>		
Total gain or losses for the financial year included in profit or loss for assets held at the end of the financial year	<u>403</u>	<u>85</u>

BANK OF AMERICA MALAYSIA BERHAD
(Incorporated in Malaysia)

NOTES TO THE FINANCIAL STATEMENTS
FOR THE FINANCIAL YEAR ENDED 31 DECEMBER 2012 (CONTINUED)

29 **FAIR VALUE OF FINANCIAL INSTRUMENTS (CONTINUED)**

Loans, advances and financing

For floating rate loans, the carrying value is generally a reasonable estimate of fair value.

For fixed rate loans, the fair value is estimated by discounting the estimated future cash flows using the prevailing market rates of loans with similar credit risks and maturities.

The fair values of impaired floating and fixed rate loans are represented by their carrying value, net of specific allowance and interest-in-suspense, being the expected recoverable amount.

Deposits from customers

For deposits from customers with maturities of less than one year, the carrying amounts are a reasonable estimate of their fair value. For deposit with maturities of one year or more, the fair values approximate the fair value as these balances are subject to variable interest rate.

Deposits and placements of banks and other financial institutions

The estimated fair values of deposits and placements of banks and other financial institutions with maturities of less than one year approximate the carrying values. For deposits and placements with maturities six months or more, the fair values approximate the fair value as these balances are subject to variable interest rate.

Other assets and other liabilities

The carrying value less any allowances included in other assets and other liabilities are assumed to approximate their fair values as these items are not materially sensitive to the shift in market interest rates.

Bills and acceptances payable

The estimated fair values of bills and acceptances payable with maturities of less than one year approximate the carrying values. For bills and acceptances payable with maturities of one year or more, the fair values are estimated based on discounted cash flows using prevailing money market interest rates for bills and acceptances payable with similar periods to maturity.

As at the end of the financial year, the carrying amounts of all balances in the financial statements of the Bank approximate the fair values.

BANK OF AMERICA MALAYSIA BERHAD
(Incorporated in Malaysia)

NOTES TO THE FINANCIAL STATEMENTS
FOR THE FINANCIAL YEAR ENDED 31 DECEMBER 2012 (CONTINUED)

30 CHANGES IN ACCOUNTING POLICIES

(a) Effects of adopting MFRS framework

The financial statements of the Bank for the financial year ended 31 December 2012 are the first set of financial statements prepared in accordance with the Malaysia Financial Reporting Standards ("MFRS"). The Bank has accordingly applied MFRS 1 First-time Adoption of Malaysian Financial Reporting Standards on 1 January 2012. Adoption of the MFRS framework did not result in any financial impact to the Bank, other than the financial impact arising from change in accounting policy on collective assessment allowance.

(i) MFRS 139 - Financial Instruments: Recognition and measurement - Accounting Policy on Collective Assessment Allowance for Loans, Advances and Financing

Prior to the transition to MFRS 139, the Bank maintained collective assessment allowance at 1.5% of total outstanding loans, net of individual assessment allowance, in accordance with the transitional provisions prescribed in Bank Negara Malaysia ("BNM") Guidelines on "Classification and Impairment Provisions for Loans/Financing" issued on 8 January 2010 and subsequently updated on 26 January 2010 and 17 December 2010.

Effective for financial periods beginning on or after 1 January 2012, the transitional provision was removed by BNM and the Bank has applied the requirements of MFRS 139 "Financial Instruments: Recognition and Measurement" in the determination of its collective assessment allowance.

Under MFRS 139, the Bank first assesses whether objective evidence of impairment exists individually for loans and advances that are individually significant, and individually or collectively for loans and advances that are not individually significant.

If the Bank determines that no objective evidence of impairment exists for an individually assessed loans and advances, whether significant or not, it includes the asset in a group of loans and advances with similar credit risk characteristics and collectively assesses them for impairment.

Future cash flows for each group of loans and advances are estimated on the basis of the contractual cash flows of the assets in the group and historical loss experience for assets with credit risk characteristics similar to those in the group. Collective assessment allowance is made on any shortfall in the expected cash flows against the carrying value of the group of loans, advances and financing.

The change in accounting policy has been accounted for retrospectively and has resulted in a decrease in the collective assessment allowance charged in the income statement and a write back of collective assessment allowance to the opening retained earnings and opening collective assessment allowance in the statement of financial position.

BANK OF AMERICA MALAYSIA BERHAD
(Incorporated in Malaysia)

NOTES TO THE FINANCIAL STATEMENTS
FOR THE FINANCIAL YEAR ENDED 31 DECEMBER 2012 (CONTINUED)

30 **CHANGES IN ACCOUNTING POLICIES**

(a) Effects of adopting MFRS framework (continued)

- (i) MFRS 139 - Financial Instruments: Recognition and Measurement - Accounting Policy on Collective Assessment Allowance for Loans, Advances and Financing (continued)

A summary of the financial impact of the change in accounting policy on the financial statements of the Bank is as follows:

	<u>31.12.2011</u> RM'000	<u>1.1.2011</u> RM'000
<u>Statement of Financial Position</u>		
Loans, advances and financing:		
Collective assessment allowance (Note 5):		
- as previously stated	2,821	4,459
- effects of adoption of MFRS	(1,692)	(1,301)
As restated	<u>1,129</u>	<u>3,158</u>
Deferred tax assets (Note 8):		
- as previously stated	1,025	1,115
- effects of adoption of MFRS	(705)	(1,115)
As restated	<u>320</u>	<u>-</u>
Retained profits:		
- as previously stated	225,168	214,554
- effects of adoption of MFRS	987	186
As restated	<u>226,155</u>	<u>214,740</u>

BANK OF AMERICA MALAYSIA BERHAD

(Incorporated in Malaysia)

NOTES TO THE FINANCIAL STATEMENTS
FOR THE FINANCIAL YEAR ENDED 31 DECEMBER 2012 (CONTINUED)

30 CHANGES IN ACCOUNTING POLICIES (CONTINUED)

(a) Effects of adopting MFRS framework (continued)

- (ii) MFRS 139 – Financial Instruments: Recognition and Measurement - Accounting Policy on Collective Assessment Allowance for Loans, Advances and Financing (continued)

A summary of the financial impact of the change in accounting policy on the financial statements of the Bank is as follows (continued):

	<u>2011</u> RM'000
<u>Income statement</u>	
Write back of losses on loans, advances and financing (Note 22):	
Collective assessment allowance written back:	
- as previously stated	1,638
- effects of change in accounting policy	(571)
	<u>2,029</u>
As restated	<u>2,029</u>
Taxation (Note 24):	
- as previously stated	3,682
- effects of adoption of MFRS	(410)
	<u>3,272</u>
As restated	<u>3,272</u>

BANK OF AMERICA MALAYSIA BERHAD
(Incorporated in Malaysia)

NOTES TO THE FINANCIAL STATEMENTS
FOR THE FINANCIAL YEAR ENDED 31 DECEMBER 2012 (CONTINUED)

30 **CHANGES IN ACCOUNTING POLICIES (CONTINUED)**

(b) Financial impact of adoption of MFRS Framework

In the preparation of the Bank's opening MFRS statements of financial position, the amounts previously reported under the previous FRS framework have been adjusted for the financial effects of the adoption of the MFRS framework. A reconciliation of these changes is summarised in the following tables:

(i) **Statement of financial position**

	Under the FRS <u>Framework</u> RM'000	Effects of MFRS <u>adoption</u> RM'000	Under the MFRS <u>Framework</u> RM'000
<u>31.12.2011</u>			
ASSETS			
Cash and short-term funds	1,279,956		1,279,956
Deposits and placements with banks	6,006		6,006
Securities available-for-sale	54,249		54,249
Loans, advances and financing	185,256	1,692	186,948
Other assets	1,147		1,147
Derivative assets	19,567		19,567
Tax recoverable	2,334		2,334
Statutory deposit with Bank Negara Malaysia	1,000		1,000
Property, plant and equipment	9,823		9,823
TOTAL ASSETS	<u>1,559,338</u>		<u>1,561,030</u>
LIABILITIES AND SHAREHOLDERS' FUNDS			
Deposits from customers	953,926		953,926
Deposits and placements with banks and other financial institutions	56,175		56,175
Bills and acceptances payable	37,839		37,839
Other liabilities	2,522		2,522
Derivative liabilities	18,360		18,360
Deferred tax liabilities	1,283	705	1,988
TOTAL LIABILITIES	<u>1,070,105</u>		<u>1,070,810</u>
Share capital	135,800		135,800
Reserves	353,433	987	354,420
Shareholders' funds	<u>489,233</u>		<u>490,220</u>
TOTAL LIABILITIES AND SHAREHOLDERS' FUNDS	<u>1,559,338</u>		<u>1,561,030</u>

BANK OF AMERICA MALAYSIA BERHAD
(Incorporated in Malaysia)

NOTES TO THE FINANCIAL STATEMENTS
FOR THE FINANCIAL YEAR ENDED 31 DECEMBER 2012 (CONTINUED)

30 **CHANGES IN ACCOUNTING POLICIES (CONTINUED)**

(b) Financial impact of adoption of MFRS Framework (continued)

In the preparation of the Bank's opening MFRS statements of financial position, the amounts previously reported under the previous FRS framework have been adjusted for the financial effects of the adoption of the MFRS framework. A reconciliation of these changes is summarised in the following tables (continued):

(i) Statement of financial position (continued)

	Under the FRS Framework RM'000	Effects of MFRS adoption RM'000	Under the MFRS Framework RM'000
<u>1.1.2011</u>			
ASSETS			
Cash and short-term funds	1,216,984		1,216,984
Securities available-for-sale	118,885		118,885
Loans, advances and financing	293,118	1,301	294,419
Other assets	2,225		2,225
Derivative assets	17,500		17,500
Tax recoverable	588		588
Statutory deposit with Bank Negara Malaysia	900		900
Property, plant and equipment	7,427		7,427
TOTAL ASSETS	<u>1,657,627</u>		<u>1,658,928</u>
LIABILITIES AND SHAREHOLDERS' FUNDS			
Deposits from customers	819,651		819,651
Deposits and placements with banks and other financial institutions	302,520		302,520
Bills and acceptances payable	37,467		37,467
Other liabilities	2,284		2,284
Derivative liabilities	19,446		19,446
Deferred tax liabilities	1,243	1,115	2,358
TOTAL LIABILITIES	<u>1,182,611</u>		<u>1,183,726</u>
Share capital	135,800		135,800
Reserves	339,216	186	339,402
Shareholders' funds	<u>475,016</u>		<u>475,202</u>
TOTAL LIABILITIES AND SHAREHOLDERS' FUNDS	<u>1,657,627</u>		<u>1,658,928</u>

BANK OF AMERICA MALAYSIA BERHAD
(Incorporated in Malaysia)

NOTES TO THE FINANCIAL STATEMENTS
FOR THE FINANCIAL YEAR ENDED 31 DECEMBER 2012 (CONTINUED)

30 **CHANGES IN ACCOUNTING POLICIES (CONTINUED)**

(b) Financial impact of adoption of MFRS Framework (continued)

In the preparation of the Bank's opening MFRS statements of financial position, the amounts previously reported under the previous FRS framework have been adjusted for the financial effects of the adoption of the MFRS framework. A reconciliation of these changes is summarised in the following tables (continued):

(ii) Reconciliation of statement of comprehensive income

	For the year ended 31.12.2011		
	Under the FRS Framework RM'000	Effects of MFRS adoption RM'000	Under the MFRS Framework RM'000
Interest income	37,829		37,829
Interest expense	(8,381)		(8,381)
Net interest expense	29,448		29,448
Other operating income	22,903		22,903
Net income	52,351		52,351
Other operating expenses	(37,020)		(37,020)
Profit before allowance	15,331		15,331
Write back of losses on loans, advances and financing	2,503	391	2,894
Profit before taxation	17,834		18,225
Taxation	(3,682)	410	(3,272)
Net profit for the financial year	14,152		14,953
Other comprehensive income			
Fair value reserve:			
Net change in fair value of securities- available-for-sale	86		86
Income tax relating to component of other comprehensive income	(21)		(21)
Other comprehensive income, net of tax	65		65
Total comprehensive income for the year	14,217		15,018
Earnings per share (sen)	10.42		11.01

BANK OF AMERICA MALAYSIA BERHAD

(Incorporated in Malaysia)

NOTES TO THE FINANCIAL STATEMENTS**FOR THE FINANCIAL YEAR ENDED 31 DECEMBER 2012 (CONTINUED)****30 CHANGES IN ACCOUNTING POLICIES (CONTINUED)****(b) Financial impact of adoption of MFRS Framework (continued)**

In the preparation of the Bank's opening MFRS statements of financial position, the amounts previously reported under the previous FRS framework have been adjusted for the financial effects of the adoption of the MFRS framework. A reconciliation of these changes is summarised in the following tables (continued):

(iii) There are no material differences between the statement of cash flows presented under the MFRS framework and the statement of cash flows presented under the FRS framework.

(iv) Capital adequacy

The adjustments to the financial statements of the Bank as a result of the transition to the MFRS framework and the change in accounting policy also have consequential impact to the comparative capital adequacy ratios, as below:

	<u>31.12.2011</u>		<u>1.1.2011</u>	
	As previously stated under the FRS Framework RM'000	As restated under the MFRS Framework RM'000	As previously stated under the FRS Framework RM'000	As restated under the MFRS Framework RM'000
Tier-I Capital	487,341	488,328	473,189	473,375
Capital base	490,162	489,404	477,641	476,136
Tier-I Capital ratio	115.16%	115.39%	90.26%	90.30%
Risk-weighted capital ratio	115.83%	115.65%	91.11%	90.83%

Company No.

310983	V
--------	---

BANK OF AMERICA MALAYSIA BERHAD
(Incorporated in Malaysia)

NOTES TO THE FINANCIAL STATEMENTS
FOR THE FINANCIAL YEAR ENDED 31 DECEMBER 2012 (CONTINUED)

31 APPROVAL OF FINANCIAL STATEMENTS

The financial statements have been approved for issue in accordance with a resolution of the Board of Directors on 28 May 2013.

Company No.

310983


V

BANK OF AMERICA MALAYSIA BERHAD
(Incorporated in Malaysia)


**STATEMENT BY DIRECTORS PURSUANT TO
SECTION 169(15) OF THE COMPANIES ACT, 1965**

We, Ong Guat Kee and Richard David Maloney Jr, being two of the Directors of Bank of America Malaysia Berhad, state that, in the opinion of the Directors, the financial statements set out on pages 12 to 116 are drawn up so as to give a true and fair view of the state of affairs of the Bank as at 31 December 2012 and of the results and cash flows of the Bank for the financial year ended on that date and in accordance with the provisions of the Companies Act, 1965, MASB Approved Accounting Standards in Malaysia for Entities Other than Private Entities and Bank Negara Malaysia Guidelines.

Signed on behalf of the Board of Directors in accordance with their resolution dated 28 May 2013



ONG GUAT KEE
DIRECTOR



RICHARD DAVID MALONEY JR
DIRECTOR


**STATUTORY DECLARATION PURSUANT TO SECTION 169(16)
OF THE COMPANIES ACT, 1965**

I, Divyesh Subhash Shah, the officer primarily responsible for the financial management of Bank of America Malaysia Berhad, do solemnly and sincerely declare that the financial statements set out on pages 12 to 116 are, in my opinion, correct and I make this solemn declaration conscientiously believing the same to be true, and by virtue of the provisions of the Statutory Declarations Act, 1960.



DIVYESH SUBHASH SHAH

Subscribed and solemnly declared by the above named Divyesh Subhash Shah at Kuala Lumpur on 28 May 2013, before me.



Lot 112, Tingkat Satu,
Wisma MPL, Jalan Raja Chulan
50200 Kuala Lumpur.



INDEPENDENT AUDITORS' REPORT TO THE MEMBER OF
BANK OF AMERICA MALAYSIA BERHAD
(Incorporated in Malaysia)
(Company No. 310983 V)

REPORT ON THE FINANCIAL STATEMENTS

We have audited the financial statements of Bank of America Malaysia Berhad, which comprise the statement of financial position as at 31 December 2012, and the statement of comprehensive income, statement of changes in equity and statement of cash flows for the financial year then ended, and a summary of significant accounting policies and other explanatory notes, as set out on pages 12 to 116.

Directors' Responsibility for the Financial Statements

The Directors of the Bank are responsible for the preparation of the financial statements that give a true and fair view in accordance with Malaysian Financial Reporting Standards, International Financial Reporting Standards and the requirements of the Companies Act, 1965 in Malaysia. The Directors are also responsible for such internal control as the Directors determine is necessary to enable the preparation of financial statements that are free from material misstatement, whether due to fraud or error.

Auditors' Responsibility

Our responsibility is to express an opinion on these financial statements based on our audit. We conducted our audit in accordance with approved standards on auditing in Malaysia. Those standards require that we comply with ethical requirements and plan and perform the audit to obtain reasonable assurance whether the financial statements are free from material misstatement.

An audit involves performing procedures to obtain audit evidence about the amounts and disclosures in the financial statements. The procedures selected depend on our judgement, including the assessment of risk of material misstatement of the financial statements, whether due to fraud or error. In making those risk assessments, we consider internal control relevant to the Bank's preparation of financial statements that give a true and fair view in order to design audit procedures that are appropriate in the circumstances but not for the purpose of expressing an opinion on the effectiveness of the Bank's internal control. An audit also includes evaluating the appropriateness of the accounting policies used and the reasonableness of accounting estimates made by the Directors, as well as evaluating the overall presentation of the financial statements.

We believe that the audit evidence we have obtained is sufficient and appropriate to provide a basis for our audit opinion.

Opinion

In our opinion, the financial statements give a true and fair view of the financial position of the Bank as of 31 December 2012 and of their financial performance and cash flows for the financial year then ended in accordance with Malaysian Financial Reporting Standards, International Financial Reporting Standards and the requirements of the Companies Act, 1965 in Malaysia.

*PricewaterhouseCoopers (AF 1146), Chartered Accountants,
Level 10, 1 Sentral, Jalan Travers, Kuala Lumpur Sentral, P.O. Box 10192, 50706 Kuala Lumpur, Malaysia
T: +60 (3) 2173 1188, F: +60 (3) 2173 1288, www.pwc.com/my*



INDEPENDENT AUDITORS' REPORT TO THE MEMBER OF
BANK OF AMERICA MALAYSIA BERHAD (CONTINUED)
(Incorporated in Malaysia)
(Company No. 310983 V)

REPORT ON OTHER LEGAL AND REGULATORY REQUIREMENTS

In accordance with the requirements of the Companies Act, 1965 in Malaysia, we also report that, in our opinion, the accounting and other records and the registers required by the Act to be kept by the Bank have been properly kept in accordance with the provisions of the Act.

OTHER MATTERS

1. As stated in Note 1 to the financial statements, the Bank adopted Malaysian Financial Reporting Standards on 1 January 2012 with a transition date of 1 January 2011. These standards were applied retrospectively by Directors to the comparative information in these financial statements, including the statements of financial position as at 31 December 2011 and 1 January 2011, and the income statement, statements of comprehensive income, statements of changes in equity and statements of cash flows for the financial year ended 31 December 2011 and related disclosures. We were not engaged to report on the restated comparative information and it is unaudited. Our responsibilities as part of our audit of the financial statements of the Bank for the financial year ended 31 December 2012 have, in these circumstances, included obtaining sufficient appropriate audit evidence that the opening balances as at 1 January 2012 do not contain misstatements that materially affect the financial position as of 31 December 2012 and financial performance and cash flows for the financial year then ended.
2. This report is made solely to the member of the Bank, as a body, in accordance with Section 174 of the Companies Act, 1965 in Malaysia and for no other purpose. We do not assume responsibility to any other person for the content of this report.

PRICEWATERHOUSECOOPERS
(No. AF: 1146)
Chartered Accountants

ONG CHING CHUAN
(No. 2907/11/13 (J))
Chartered Accountant

Kuala Lumpur, Malaysia
21 June 2013